



Three Way Brass Multi - Port Series

Size Range:

Sizes 1/4"-3"

Pressure Rating:


400 WOG

Temperature Range:

-20 °F - 375 °F

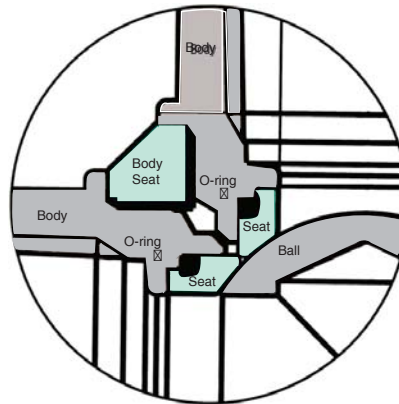
MODELS

- T- Port MPT 355
- L- Port MPT 365



- T- Port & Diverter Type Ball Valves
- Threaded Ends
- Standard Port
- 1/4" thru 3"

UNIQUE DESIGN FEATURES

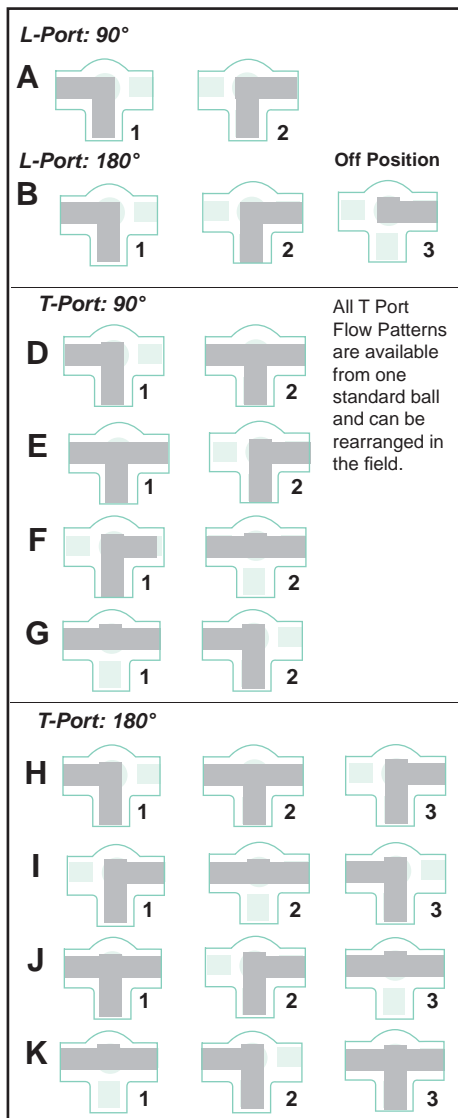


Standard Seat Design is live-loaded using O - Rings. This provides longer life with reduced torques.

- Four Seat Design in both T & Diverter Types allows for an off Position
- Pressure Rating: 400 MAWP/WOG/100 WSP
- PTFE Double O - Ring Stem Seal
- Actuator Mounting Pad complies to ISO 5211 bolting pattern, Direct Mount
- Forged Brass Body
- Chrome Plated Brass Ball

ATTENTION

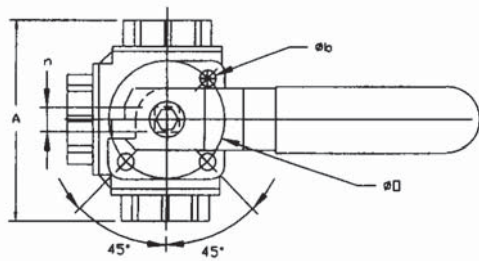
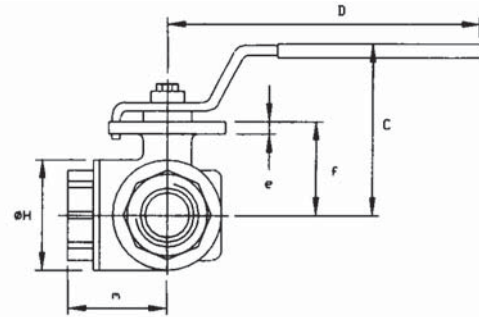
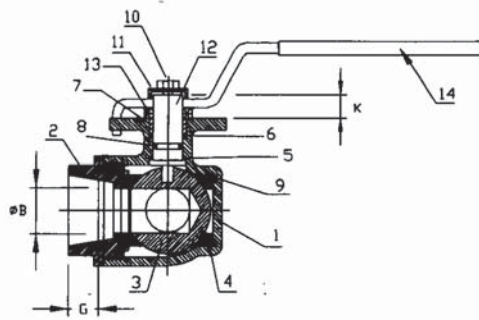
MAWP/WOG is a do not exceed pressure at normal ambient NPT & Weld End Models



THREE WAY VALVES

REDUCE THE NUMBER OF VALVES IN PIPING SYSTEMS AND INCREASES EFFICIENCY.

THREE WAY FORGED BRASS THREADED END BALL VALVE



BILL OF MATERIALS:

Item	Part Name	Materials	Qty.
1	Body	Brass UNI 5705-65	1
2	End Caps	Brass UNI 5705-65	3
3	Ball	Brass UNI 5705-65	1
4	Ball Seats	# Virgin PTFE	4
5	Thrust Washer	# Virgin PTFE	1
6	Stem Seal	# Virgin PTFE	1
7	Stem Retaining Nut	Brass UNI 5705-65	1
8	O - Ring	# FKM (Viton)	1
9	O - Rings	# FKM (Viton)	4
10	Screw	Plated Steel	1
11	Bush	Brass UNI 5705-65	1
12	Stem	Brass UNI 5705-65	1
13	Washer	# Nylon	1
14	Handle	Plated Steel	1

Parts included in repair kits

MODELS: T Port MPT355
L Port MPT365

DESIGN TECHNICAL DATA

- PRESSURE RATING: 400 MAWP/WOG/100 WSP
- OPERATING TEMPERATURE: -20°F TO 375°F
- SEAT TEST:
80 PSI AIR UNDER WATER FOR BUBBLE TIGHT INTEGRITY
- FOUR SEAT DESIGN
- O - RING LOADED SEATS & STEM SEALS
- BLOW-OUT PROOF STEM DESIGN
- ISO 5211 TYPE ACTUATOR MOUNTING PAD
IDEAL FOR DIRECT MOUNT ACTUATION

DIMENSIONS, CV, AND WEIGHTS:

SIZE	A	B	b	C	D	e	f	G	H	K	m	n	O	CV		Torque # in - ibf	Weight lbs	Drilling ISO 5211
														MPT365	MPT355			
1/4"	2.63	0.43	0.236	2.46	4.72	0.19	1.20	0.39	1.33	0.27	1.31	0.35	1.417	3.26	3.50	60.0	1.06	F03
3/8"	2.63	0.43	0.236	2.46	4.72	0.19	1.20	0.40	1.33	0.27	1.31	0.35	1.417	3.50	4.08	60.0	1.20	F03
1/2"	2.87	0.43	0.236	2.46	4.72	0.19	1.20	0.53	1.33	0.27	1.43	0.35	1.417	4.20	5.02	60.0	1.22	F03
3/4"	3.18	0.59	0.236	2.50	4.72	0.19	1.28	0.55	1.59	0.27	1.59	0.35	1.417	7.00	7.70	70.0	1.48	F03
1"	3.74	0.78	0.276	2.95	6.69	0.27	1.63	0.66	1.88	0.43	1.87	0.43	1.969	12.83	14.24	85.0	2.64	F05
1 1/4"	4.38	0.98	0.276	3.12	6.69	0.27	1.85	0.68	2.36	0.43	2.20	0.43	1.969	18.67	19.72	150.0	4.16	F05
1 1/2"	4.86	1.25	0.276	3.66	6.69	0.27	2.34	0.68	2.83	0.43	2.43	0.43	1.969	29.75	30.69	290.0	6.06	F06
2"	5.72	1.57	0.354	4.46	9.05	0.31	2.90	0.69	3.38	0.59	2.86	0.55	2.756	43.76	44.58	370.0	10.40	F07

2 1/2" & 3" - Consult Factory

All Break Torques Are Based on an Operating Pressure of 150 PSI, Consult Factory on High Pressure.



Flo-Tite, Inc.
4815 West 5th St.
Lumberton, NC 28358

P. O. Box 1293
Lumberton, NC 28359
Website: www.flotite.com

Tel: (910) 738-8904
Fax: (910) 738-9112
E-mail: flotite@flotite.com

Due to continuous development & improvement of our product range, we reserve the right to alter the dimensions and technical data included in this brochure.

Printing Date 2018/08

DATASHEET PROVIDED COURTESY OF ACCURATE VALVE - ILLINOIS, USA - WWW.ACCURATEVALVE.COM - PH: +1 (708) 588 - 1433