



TITAN FLOW CONTROL, INC.

"Y" (WYE) STRAINER ♦ FLANGED ENDS, RING TYPE JOINT

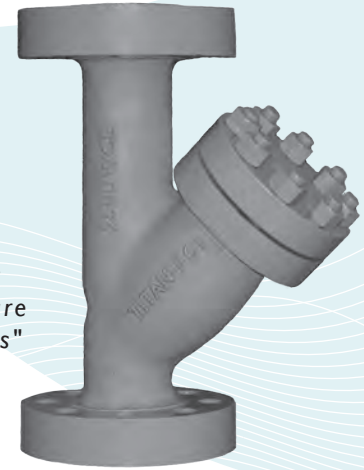
ANSI CLASS 2500 ♦ CARBON AND STAINLESS STEEL

MODELS: YS 70-CS
(CARBON STEEL)

YS 70-SS
(STAINLESS STEEL)

SIZES: 2" ~ 8"

"Ideal for
High Pressure
Applications"



FEATURES

♦ RUGGED - HIGH QUALITY DESIGN

TITAN'S YS70 IS IDEAL FOR POWER GENERATION AND OTHER DEMANDING INDUSTRIAL APPLICATIONS THAT HAVE HIGHER PRESSURE AND TEMPERATURE REQUIREMENTS. THIS UNIT EMPLOYS HEAVY GAUGE, REINFORCED SCREENS TO PREVENT DAMAGE TO THE STRAINING ELEMENT. BOLT HOLES ARE BACK OR SPOT FACED AND THE OUTSIDE DIAMETERS OF THE FLANGES ARE MACHINED FOR PRECISION.

♦ LARGE STRAINING CAPACITY

WITH ITS LARGE BODY AND SIZABLE STRAINING ELEMENT, THE YS70 PROVIDES EXCELLENT OPEN AREA RATIOS THAT ARE TYPICALLY TWO-AND-A-HALF TIMES LARGER THAN THE CORRESPONDING PIPELINE.

♦ PRECISION MACHINED SEATS

PRECISION MACHINED SCREEN SEATS IN BOTH THE BODY AND CAP HELP TO ENSURE ACCURATE POSITIONING OF THE SCREEN DURING REASSEMBLY AFTER CLEANING. ALSO, THE MACHINED BODY SEATS ENABLE FINER FILTRATION BY PREVENTING DEBRIS BYPASS.

♦ REUSABLE RTJ GASKET

PRECISION MACHINED, RTJ GASKETS ARE PREFERRED FOR HIGH PRESSURE AND HIGH TEMPERATURE SERVICES BECAUSE THEY PROVIDE A TIGHT, EFFICIENT SEAL AND A LONG SERVICE LIFE.

♦ SELF-CLEANING CAPABILITY

WITH THE OPTIONAL SOCKET WELD BLOW-OFF CONNECTION, THIS UNIT CAN BE FITTED WITH A BLOW-DOWN VALVE WHICH FACILITATES CLEANING OF THE STRAINING ELEMENT. PLEASE CONTACT FACTORY FOR MORE INFORMATION.

♦ EPOXY PAINTED

CARBON UNITS ARE EPOXY PAINTED TO HELP RESIST RUST AND CORROSION. TITAN FCI ALSO OFFERS EPOXY COATING. PLEASE CONTACT FACTORY FOR MORE INFORMATION.

TECHNICAL

PRESSURE/TEMPERATURE RATING
CS - ASTM A216 GR. WCB - CLASS 2500

WOG (Non-shock): 6170 PSI @ 100 °F

PRESSURE/TEMPERATURE RATING
SS - ASTM A351 GR. CF8M - CLASS 2500

WOG (Non-shock): 6000 PSI @ 100 °F

- The above listed temperatures are theoretical and may vary during actual operating conditions.
- Carbon Steel not recommended for prolonged use above 800 °F.
- Stainless Steel not recommended for prolonged use above 1000 °F.

APPLICATIONS

CARBON STEEL PROPERTIES: CARBON STEEL PERFORMS EXCEPTIONALLY WELL IN HIGH TEMPERATURES, UP TO 800°F IN CONTINUOUS SERVICE. IT PROVIDES HIGH RESISTANCE TO SHOCK, VIBRATION, PIPING STRAINS, AND FIRE AND FREEZING HAZARDS. CARBON STEEL STRAINERS ARE OFTEN USED IN THE OIL AND PETROCHEMICAL INDUSTRIES.

STAINLESS STEEL PROPERTIES: STAINLESS STEEL IS COMMONLY SPECIFIED FOR HIGH TEMPERATURE SERVICE, UP TO 1000°F IN CONTINUOUS SERVICE. STAINLESS STEEL STRAINERS ARE COMMONLY FOUND IN THE CHEMICAL, FOOD, AND PHARMACEUTICAL INDUSTRIES.

The above data represents common market and service applications. No representation or guarantee, expressed or implied, is given due to the numerous variations of concentrations, temperatures and flow conditions that may occur during actual service.

TITAN FLOW CONTROL, INC.
YOUR PIPELINE TO THE FUTURE!

Tel: 910-735-0000 ♦ Fax: 910-738-3848 ♦ titan@titanfci.com ♦ www.titanfci.com
290 Corporate Drive ♦ PO Box 7408 ♦ Lumberton, NC 28358



TITAN FLOW CONTROL, Inc.

290 Corporate Drive
Lumberton, NC 28358
Tel: 910.735.0000

E-mail: titan@titanfci.com
Web: www.titanfci.com
Fax: 910.738.3848

WYE STRAINER

YS 70-CS - (Carbon Steel)
YS 70-SS - (Stainless Steel)

ANSI Class
2500

Flanged Ends • RTJ Raised Face • Carbon & Stainless Steel

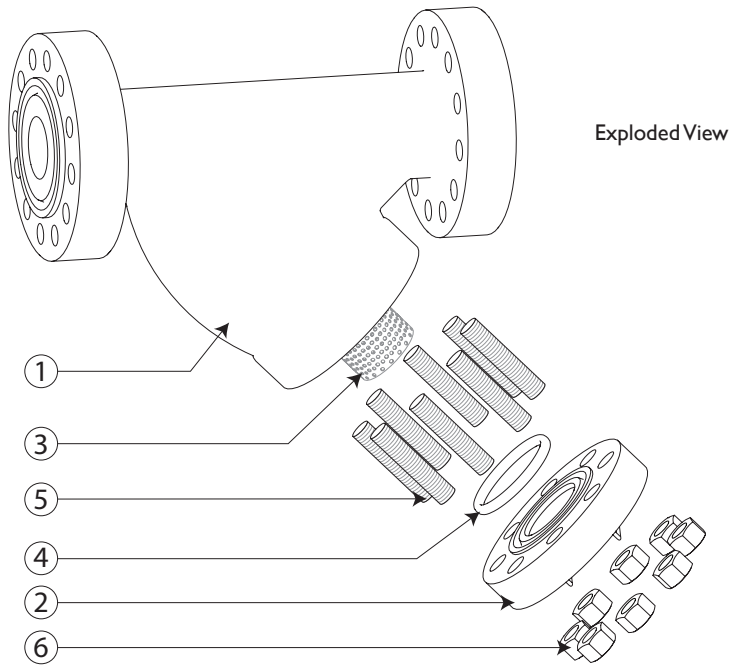
BILL OF MATERIALS ⁽¹⁾

No.	PART	YS 70-CS ⁽³⁾	YS 70-SS
1	Body	Carbon Steel A216 Gr.WCB	Stainless Steel A351 Gr. CF8M
2	Cover	Carbon Steel A216 Gr.WCB	Stainless Steel A351 Gr. CF8M
3	Straining Element ⁽²⁾	Stainless Steel	Stainless Steel
4	Gasket ⁽²⁾	RTJ Gasket	RTJ Gasket
5	Studs	Alloy Steel	Alloy Steel
6	Nuts	Alloy Steel	Alloy Steel

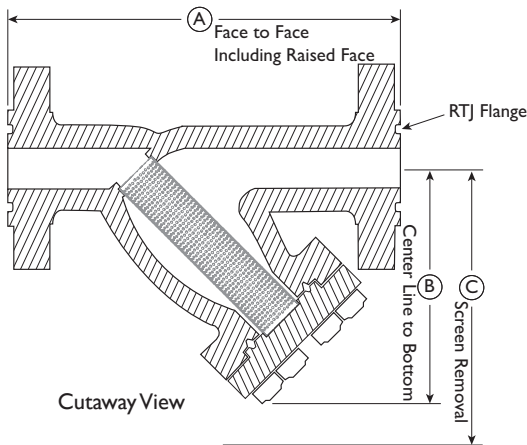
1. Bill of Materials represents standard materials. Equivalent or better materials may be substituted at the manufacturer's discretion.
2. Denotes recommended spare parts.
3. Carbon Steel bodies are epoxy painted.

Additional Design & Technical Notes:

- Ring Type Joint, Raised Face Flanges are standard end connections for the YS 70. Contact factory for non-standard options.
- An optional socket weld blow-off is available. Please contact factory.
- NPT blow-offs are not recommended for ANSI Class 2500 strainers.
- Bodies are also available in high temperature steel A217 Gr. WC6 and WC9. Please contact factory for price and delivery.



Illustrations are representative of sizes 2" through 8".
Please ask for certified drawings when required.



DIMENSIONS AND PERFORMANCE DATA ⁽¹⁾

SIZE	in	2	3	4	6	8
	mm	50	80	100	150	200
A DIMENSION FACE TO FACE ⁽²⁾	in	16.26	22.0	29.12	36.75	45.0
	mm	413	559	740	933	1143
B DIMENSION CENTER LINE TO BOTTOM	in	10.5	13.0	17.0	21.73	29.0
	mm	267	330	432	552	737
C DIMENSION SCREEN REMOVAL	in	14.0	20.0	25.0	31.0	50.0
	mm	356	508	635	787	1270
APPROXIMATE ASSEMBLED WEIGHT ⁽³⁾	lb	C/F	350	550	C/F	C/F
	kg	C/F	158.8	249	C/F	C/F
Flow Coefficient	C _v	42	100	160	375	600

1. Dimensions and weights are for reference only. When required, request certified drawings.
2. Face to face values have a tolerance of ±0.06 in (±2.0 mm) for sizes 10" and lower.
3. Contact factory for weight of the 2", 3", 6", and 8" YS 70 if required.

PRESSURE - TEMPERATURE RATING

Body Material	A216 Gr.WCB	A351 Gr. CF8M
WOG (Non-shock):	6170 PSI @ 100 °F	6000 PSI @ 100 °F

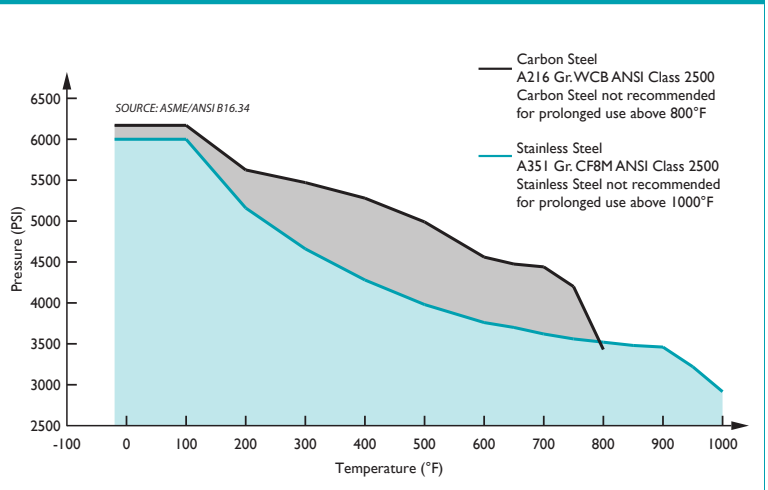
REFERENCED STANDARDS & CODES

CODE	DESCRIPTION
ASME/ANSI B 16.5	Pipe Flanges and Flanged Fittings
ASME/ANSI B 16.34	Flanged, Threaded, and Welding End

STANDARD SCREEN SELECTIONS

Size	Liquid	Open Area	Steam	Open Area
2" ~ 4"	1/16 (.0625)	41%	1/32 (.033)	28%
5" ~ 8"	1/8 (.125)	40%	3/64 (.045)	36%

PRESSURE - TEMPERATURE RATINGS



Titan FCI makes every effort to ensure the information presented on our literature accurately reflects exact product specifications. However, as product changes occur, there may be short-term differences between actual product specifications and the information contained within our literature. Titan FCI reserves the right to make design and specification changes to improve our products without prior notification. When required, request certified drawings.