



PHOTO PROVIDED COURTESY OF ACCURATE VALVE - ILLINOIS, USA - WWW.ACCURATEVALVE.COM - PH: +1 (708) 588 - 1433





 **SUPERLOK[®]**
i - Fitting

844-200-MAKO








SUPERLOKWORLD.COM









UNION

SUI Union Page 8	
SBHUI Bulkhead Union Page 8	
SRUI Reducing Union Page 8	
SBHRUI Reducing Bulkhead Union Page 9	

CONNECTOR

SMCI Male Connector Page 9	
SMCI-GM Male Connector Metal Gasket Page 10	
SGMCI Male Connector Bonded Gasket Page 10	
SFCI Female Connector Page 10	
SGCI Gauge Connector Page 10	
SMCB Male Bulkhead Page 11	
SFCB Female Bulkhead Page 11	







ELBOWS

SMEI Male Elbow Page 11	
SHMEI Male 45° Elbow Page 12	
SUEI Union Elbow Page 12	
SPHMEI 45° Positionable Elbow Page 12	
SPMEI Positionable Elbow Page 12	
SFEI Female Elbow Page 12	

TEE

SUTI Union Tee Page 12	
SRUTI Reducing Union Tee Page 13	
SMBTI Male Branch Tee Page 13	
SPMBTI Positionable Male Branch Tee Page 13	
SMRTI Male Run Tee Page 13	
SPMRTI Positionable Male Run Tee Page 13	
SFBTI Female Branch Tee Page 13	
SFRTI Female Run Tee Page 14	
SUCI Union Cross Page 14	




STUB TUBE CONNECTOR

SRI Reducer Page 14	
SRB Bulkhead Reducer Page 15	
SMA Male Adapter Page 15	
SFA Female Adapter Page 15	
SPC Port Connector Page 15	
SRPC Reducing Port Connector Page 15	




VENT PROTECTOR

SVP Vent Protector Page 17	
---	---





AN TUBE

SAF AN Flare Page 15	
SAUI AN Union Page 15	
SAA AN Adapter Page 16	



O-RING SEAL

SOSCI O-Seal Straight Thread Page 16	
SOPCI O-Seal Pipe Thread Page 16	
SSMCI SAE/MS Male Connector Page 16	

WELD END

SPWCI Male Pipe Weld Connector Page 16	
SMPWEI Male Pipe Weld Elbow Page 16	
SSWCI Socket Weld Connector Page 16	
SSWEI Socket Weld Elbow Page 16	

PLUG & CAP

SP Body Plug Page 17	
SCI Tube Cap Page 17	

SPARE PART

SNI Compression Nut Page 17	
SFS Double Ferrule Set Page 17	
S1FS Single Ferrule Page 17	
SI Tubing Insert Page 17	

INSTRUMENTATION CONNECTOR	
ICN Close Nipple Page 20	
IHN Hex Nipple Page 20	
IHLN Hex Long Nipple Page 20	
IHRN Hex Reducing Nipple Page 20	
IA Adapter Page 20	
IRA Reducing Adapter Page 21	
IHRB Hex Reducing Bushing Page 21	
IHC Hex Coupler Page 21	
IHRC Hex Reducing Coupler Page 21	
INSTRUMENTATION CAP & PLUG	
IPP Pipe Plug Page 21	
IPC Pipe Cap Page 21	
INSTRUMENTATION ELBOW	
IFE Female Elbow Page 21	
ISE Street Elbow Page 21	
IRSE Reducing Street Elbow Page 21	
IME Male Elbow Page 21	

INSTRUMENTATION TEE	
IFT Female Tee Page 21	
IBT Male Branch Tee Page 22	
IRT Male Run Tee Page 22	
IMT Male Tee Page 22	
INSTRUMENTATION CROSS	
IFC Female Cross Page 22	
MAKO NEEDLE VALVES	
Standard Page 24	
Bleed Page 24	
Angle Page 25	
Multi-Port Page 25	
Double Block & Bleed Page 25	
Mini T-Handle Page 25	
Slim Mini Page 25	
Angle Mini Page 25	
Mini Round Handle Page 25	

MAKO BALL VALVES	
1000S Full Port 1,000 PSI Page 25	
2000S02 Reduced Port 2,000 PSI Page 25	
2017 Reduced Port 1,000 PSI Page 26	
2006HL Full Port 2,000 PSI Page 26	
3600 Full Port* 3,600 PSI Page 26	
6000 Full Port* 6,000 PSI Page 26	
2006 ISO Isolator Valve Page 26	
2006SR Spring Return Page 26	
MAKO CHECK VALVES	
ICS Inline 6,000 PSI Page 26	
SUPERLOK NEEDLE VALVES	
SINV Integral Bonnet Page 28	
SUNV Union Bonnet Page 28	
SBNV Bar Stock Page 29	

SUPERLOK BALL VALVES

SBVI120H One-Piece Page 29	
SBVI210 Two-Piece Page 29	
SBVFI360 Forged Body High Pressure - Page 29	
SBTI Trunnion Bearing Page 30	
SBTHI High Pressure Trunnion Page 30	
SWB320I Swing Out Style Page 30	
SBVHI360 Three-Piece High Pressure - Page 31	
SPVI Plug Valves Page 31	

SUPERLOK CHECK VALVES

SOCV One-Piece Page 31	
SOACV Adjustable One-Piece Page 31	
SPCVI Standard - 3,000 PSI Page 31	
SACVI Adjustable Page 32	
SHCVI High Pressure 6,000 PSI - Page 32	
SEFVI Excess Flow Valve Page 32	

SUPERLOK RELIEF VALVES

SRVL Low Pressure - 10-250 PSI Page 32	
SRVH High Pressure - 225-6,000 PSI Page 32	









SUPERLOK BLEED VALVES

SBLV Bleed Valve Page 32	
---------------------------------------	---

OTHER SERIES & ACCESSORIES

Purge Valve Purge Valves Page 34	
Key Lock Ball Valves Key Lock Valves Page 34	
Manifold Valves Manifold Valves Page 34	
H-P Needle Valves Up To 60,000 PSI Page 34	
Toggle Valves Page 35	
Cryogenic Valves Page 35	
Push-On Hose Barbs Page 35	
Block & Bleed Flange Style Page 35	
Quick Connectors Page 35	
Tubing Benders Page 35	
H-P Fittings Up To 60,000 PSI Page 35	

OTHER SERIES & ACCESSORIES

Tubing Page 35	
UHP Valves Page 36	
UHP Fittings Page 36	
37° Flare Fittings Page 36	
DIN Fittings Page 36	
Micron Filters Tee and In-line Page 36	
JIS Fittings Page 36	
Gang Clamps Page 36	

SUPERLOK® Valves & Fittings


Standard Tube Fitting Installation

Installation for non i-Fitting fittings 1/4 - 1 Inch.


Step 1 • Fully insert the tube into the fitting until it bottoms out against the shoulder of the fitting. Make sure the nut is finger-tight.



Step 2 • Mark the nut at the 6 o'clock position before beginning to tighten.



Step 3 • Using a wrench on both the fitting body and the nut, tighten the nut 1-1/4 turns until your mark reaches the 9 o'clock position.



Note: for 1/16", 1/8", and 3/16", 2, 3, and 4mm, fittings, Tighten only 3/4 of a turn to the 3 o'clock position.

Materials

The standard material for all SUPERLOK® fittings and valves is:

316L Stainless Steel.

Other materials available:

Incoloy®, 825	Duplex, 2205
Inconel, 600	Monel, 400
Brass	Hastelloy C-276

(Other specialized materials may be available. Call for more information.)

Compatibility

SUPERLOK® tube fittings are manufactured to be interchangeable with all other major brands that are held to the same strict manufacturing practices and tolerances. If possible, use only SUPERLOK® to guarantee system quality.

Gaugeability

On initial Installation, the Superlok Inspection Gauge assures the installer or inspector that a fitting has been sufficiently tightened.

Position the inspection gauge next to the gap between the nut and body.

• If the gauge will not enter the gap, the fitting is sufficiently tightened



• If the gauge will enter the gap, additional tightening is required.



SUPERLOK® i-Fitting

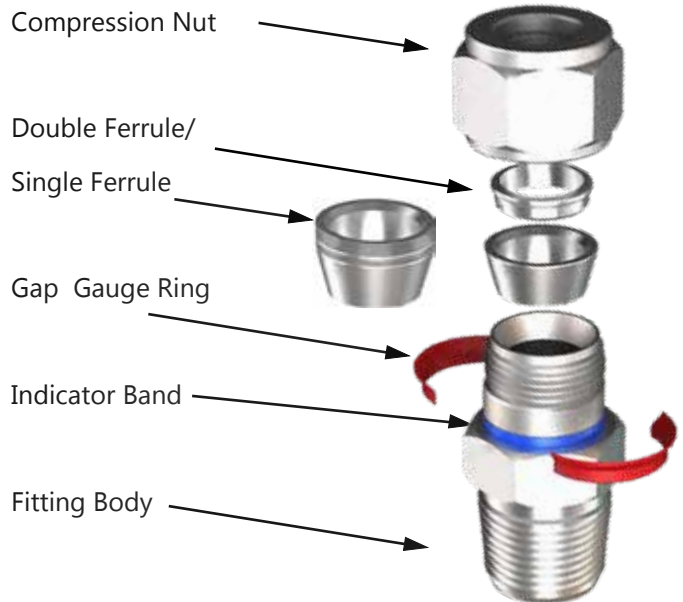
Superlok has created the world's safest tube fittings and valves by installing a self-measuring gap gauge on each tube fitting and compression end valve. This patented innovation ends leaks that are caused by improper tightening procedures, and from the failure to check the installation with a gap gauge, which all other manufacturers require.

Superlok i-Fitting's® leak-free technology is backed up with a lifetime guarantee against leaks or failures! An additional patented feature includes a contrasting blue indicator band on each fitting that is revealed when a fitting is installed correctly. This band allows users to easily confirm which fittings in a system have or have not been tightened. Install fittings with simplicity, ease and a perfect connection every time with Superlok!



i-Fitting Features and Benefits

- Leak-free technology backed by a lifetime warranty
- Built-in gap gauge and confirmation indicator ring installed on all i-Fittings
- Interchangeable with all major brands
- Available in double or single ferrule




SUPERLOK® Lifetime Warranty

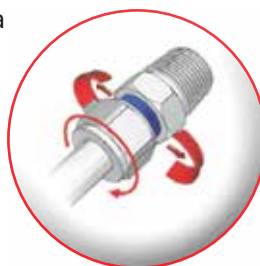
Mako Products warrants that SUPERLOK® Tube Fittings shall be free from defects in material and workmanship for the life of the product. (See page 38 for more detail.)

SUPERLOK® i-Fitting Installation

1. Fully insert tube into fitting until it bottoms out against the shoulder of the fitting and hand tighten the nut.



2. Tighten with a wrench until the red gap gauge rings pop off (1-1/4 turns).



3. The blue indicator band is revealed confirming a perfect compression and seal.





SUPERLOK® Tube Fitting

Pressure Rating

The pressure rating for all tube fittings is only determined by the tubing used in the application. The weak point in all tube fitting processes is the tubing itself due to the fact that the fitting wall is thicker than all applicable tubing variations. Superlok has done many burst pressure tests and all results show the tube bursting before the fitting or ferrule failure. There are no tube fitting manufacturers to our knowledge that publish or advertise pressure ratings for their tube fittings and only publish a tube working pressure chart as seen below.

Fitting Body Ratings	
Size	PSI
1/16"	12,000
1/8"	10,900
1/4"	10,200
3/8"	6,500
1/2"	6,700
3/4"	5,800
1"	4,700

(All Pressures are in PSI unless otherwise stated)

(316 Stainless NPT)

Tube O.D (Inch)	Tube Wall Thickness (Inch)												
	0.010	0.012	0.014	0.016	0.020	0.028	0.035	0.049	0.065	0.083	0.095	0.109	0.120
1/16	5,600	6,800	8,100	9,400	12,000								
1/8						8,500	10,900						
3/16						5,400	7,000	10,200					
1/4						4,000	5,100	7,500	10,200				
5/16							4,000	5,800	8,000				
3/8							3,300	4,800	6,500				
1/2							2,600	3,700	5,100	6,700			
5/8								2,900	4,000	5,200	6,000		
3/4								2,400	3,300	4,200	4,900	5,800	
7/8								2,000	2,800	3,600	4,200	4,800	
1									2,400	3,100	3,600	4,200	4,700

Multiply pressure by .80 for welded tube pressure rating.
 Pressure stated is working pressure at -20° F ~ 100° F
 316 SS & 304 SS / ASTM A 269-ASTM A269-ASTM A213

- Allowable stress value between -20°F and 100°F (-28.9°C ~ 37°C) is 19,500 PSI
- Safety factor is 4 (Ultimate tensile strength is 75,000 PSI)
- The above data are based on the minimum wall thickness and the maximum O.D. allowed by and under the standard of ASTM A269.

SUPERLOK TUBE FITTINGS



- Leak-free technology backed by a lifetime warranty
- Built-in gap gauge installed on all i-Fitting products
- Interchangeable with all major brands
- Available in double or single ferrule.

THE INDUSTRY GAME CHANGER!



Standard Material: 316L Stainless Steel
For the full list of materials available, see Page 5



Tube Fittings

Instrument Fittings

Mako Valves

Superlok Valves

Additional Series

SUI Union



Connects Tubing

Part No.	Tube O.D.
Fractional	Inch
SU-1	1/16
SU-2	1/8
SU-3	3/16
SUI-4	1/4
SUI-5	5/16
SUI-6	3/8
SUI-8	1/2
SUI-10	5/8
SUI-12	3/4
SUI-14	7/8
SUI-16	1
SU-20	1-1/4
SU-24	1-1/2
SU-32	2
Metric	Millimeter
SU-2M	2mm

SUI - Continued

SU-3M	3mm
SU-4M	4mm
SUI-6M	6mm
SUI-8M	8mm
SUI-10M	10mm
SUI-12M	12mm
SU-15M	15mm
SUI-16M	16mm
SUI-18M	18mm
SUI-20M	20mm
SU-22M	22mm
SUI-25M	25mm

SBHUI Bulkhead Union




Connects Tubing

Part No.	Tube O.D.
Fractional	Inch
SBHU-1	1/16

SBHUI - Continued

SBHU-2	1/8
SBHU-3	3/16
SBHUI-4	1/4
SBHUI-5	5/16
SBHUI-6	3/8
SBHUI-8	1/2
SBHUI-10	5/8
SBHUI-12	3/4
SBHUI-14	7/8
SBHUI-16	1
Metric	Millimeter
SBHU-3M	3mm
SBHU-4M	4mm
SBHUI-6M	6mm
SBHUI-8M	8mm
SBHUI-10M	10mm
SBHUI-12M	12mm
SBHU-15M	15mm
SBHUI-16M	16mm
SBHUI-18M	18mm
SBHUI-20M	20mm
SBHU-22M	22mm
SBHUI-25M	25mm

SRUI Reducing Union



Connects Tubing

Part No.	Tube O.D.	Tube O.D.
Fractional	Inch	Inch
SRU-2-1	1/8	1/16
SRU-3-2	3/16	1/8
SRUI-4-2	1/4	1/8
SRUI-4-3	1/4	3/16
SRUI-5-2	5/16	1/8
SRUI-5-4	5/16	1/4
SRUI-6-2	3/8	1/8
SRUI-6-4	3/8	1/4
SRUI-6-5	3/8	5/16
SRUI-8-2	1/2	1/8
SRUI-8-4	1/2	1/4
SRUI-8-6	1/2	3/8
SRUI-10-6	5/8	3/8
SRUI-10-8	5/8	1/2
SRUI-12-4	3/4	1/4
SRUI-12-6	3/4	3/8
SRUI-12-8	3/4	1/2

SRUI - Continued		
SRUI-12-10	3/4	5/8
SRUI-16-8	1	1/2
SRUI-16-12	1	3/4
Metric	MM	MM
SRUI-6M-3M	6mm	3mm
SRUI-6M-4M	6mm	4mm
SRUI-8M-6M	8mm	6mm
SRUI-10M-6M	10mm	6mm
SRUI-10M-8M	10mm	8mm
SRUI-12M-6M	12mm	6mm
SRUI-12M-8M	12mm	8mm
SRUI-12M-10M	12mm	10mm
SRUI-16M-12M	16mm	12mm
SRUI-25M-18M	25mm	18mm
SRUI-25M-20M	25mm	20mm
Adapter	Inch	MM
SRU-2-3M	1/8	3mm
SRU-2-4M	1/8	4mm
SRUI-2-6M	1/8	6mm
SRUI-2-10M	1/8	10mm
SRUI-4-4M	1/4	4mm
SRUI-4-6M	1/4	6mm
SRUI-4-8M	1/4	8mm
SRUI-4-10M	1/4	10mm
SRUI-5-6M	5/16	6mm
SRUI-5-10M	5/16	10mm
SRUI-5-12M	5/16	12mm
SRUI-6-10M	3/8	10mm
SRUI-6-12M	3/8	12mm
SRUI-8-12M	1/2	12mm
SRUI-8-15M	1/2	15mm
SRUI-10-16M	5/8	16mm
SRUI-12-18M	3/4	18mm
SRUI-12-20M	3/4	20mm
SRUI-16-20M	1	20mm
SRUI-16-25M	1	25mm

SBHRUI

Bulkhead Reducing Union

Connects Tubing

Part No.	Tube O.D.	Tube O.D.
Fractional	Inch	Inch
SBHRUI-4-2	1/4	1/8
SBHRUI-6-4	3/8	1/4
SBHRUI-8-4	1/2	1/4

SMCI Male Connector

Connects Tubing to Female Tapered Thread

Part No.	Tube O.D.	Thread
	Fractional	Inch NPT
SMC-1-1N	1/16	1/16
SMC-1-2N	1/16	1/8
SMC-2-2N	1/8	1/8
SMC-2-4N	1/8	1/4
SMC-2-6N	1/8	3/8
SMC-2-8N	1/8	1/2
SMC-3-2N	3/16	1/8
SMC-3-4N	3/16	1/4
SMCI-4-2N	1/4	1/8
SMCI-4-4N	1/4	1/4
SMCI-4-6N	1/4	3/8
SMCI-4-8N	1/4	1/2
SMCI-4-12N	1/4	3/4
SMCI-5-2N	5/16	1/8
SMCI-5-4N	5/16	1/4
SMCI-5-6N	5/16	3/8
SMCI-6-2N	3/8	1/8
SMCI-6-4N	3/8	1/4
SMCI-6-6N	3/8	3/8
SMCI-6-8N	3/8	1/2
SMCI-6-12N	3/8	3/4
SMCI-8-2N	1/2	1/8
SMCI-8-4N	1/2	1/4
SMCI-8-6N	1/2	3/8
SMCI-8-8N	1/2	1/2
SMCI-8-12N	1/2	3/4
SMCI-8-16N	1/2	1
SMCI-10-6N	5/8	3/8
SMCI-10-8N	5/8	1/2
SMCI-10-12N	5/8	3/4
SMCI-12-8N	3/4	1/2
SMCI-12-12N	3/4	3/4
SMCI-12-16N	3/4	1
SMCI-14-12N	7/8	3/4
SMCI-14-16N	7/8	1
SMCI-16-8N	1	3/8
SMCI-16-12N	1	3/4
SMCI-16-16N	1	1
SMC-20-16N	1-1/4	1
SMC-20-20N	1-1/4	1-1/4
SMC-24-24N	1-1/2	1-1/2
SMC-32-32N	2	2

SMC - Continued		
Metric	MM	NPT
SMC-2M-2N	2mm	1/8
SMC-3M-2N	3mm	1/8
SMC-3M-4N	3mm	1/4
SMC-4M-2N	4mm	1/8
SMC-4M-4N	4mm	1/4
SMCI-6M-2N	6mm	1/8
SMCI-6M-4N	6mm	1/4
SMCI-6M-6N	6mm	3/8
SMCI-6M-8N	6mm	1/2
SMCI-8M-2N	8mm	1/8
SMCI-8M-4N	8mm	1/4
SMCI-8M-6N	8mm	3/8
SMCI-8M-8N	8mm	1/2
SMCI-10M-2N	10mm	1/8
SMCI-10M-4N	10mm	1/4
SMCI-10M-6N	10mm	3/8
SMCI-10M-8N	10mm	1/2
SMCI-12M-2N	12mm	1/8
SMCI-12M-4N	12mm	1/4
SMCI-12M-6N	12mm	3/8
SMCI-12M-8N	12mm	1/2
SMCI-12M-12N	12mm	3/4
SMC-14M-4N	14mm	1/4
SMC-14M-6N	14mm	3/8
SMC-14M-8N	14mm	1/2
SMCI-16M-6N	16mm	3/8
SMCI-16M-8N	16mm	1/2
SMCI-16M-12N	16mm	3/4
SMCI-18M-8N	18mm	1/2
SMCI-18M-12N	18mm	3/4
SMCI-20M-8N	20mm	1/2
SMCI-20M-12N	20mm	3/4
SMC-22M-12N	22mm	3/4
SMC-22M-16N	22mm	1
SMCI-25M-12N	25mm	3/4
SMCI-25M-16N	25mm	1
SMC-28M-16N	28mm	1
SMC-28M-20N	28mm	1-1/4
SMC-30M-20N	30mm	1-1/4
SMC-32M-20N	32mm	1-1/4
SMC-38M-24N	38mm	1-1/2

SMCI - Continued		
Fractional	Inch	ISO Tap.
SMC-2-2R	1/8	1/8
SMC-2-4R	1/8	1/4
SMCI-4-2R	1/4	1/8
SMCI-4-4R	1/4	1/4
SMCI-4-6R	1/4	3/8
SMCI-4-8R	1/4	1/2
SMCI-5-2R	5/16	1/8
SMCI-5-4R	5/16	1/4
SMCI-6-2R	3/8	1/8
SMCI-6-4R	3/8	1/4
SMCI-6-6R	3/8	3/8
SMCI-6-8R	3/8	1/2
SMCI-8-4R	1/2	1/4
SMCI-8-6R	1/2	3/8
SMCI-8-8R	1/2	1/2
SMCI-8-12R	1/2	3/4
SMCI-12-12R	3/4	3/4
SMCI-16-16R	1	1
Metric	MM	ISO Tap.
SMC-2M-2R	2mm	1/8
SMC-3M-2R	3mm	1/8
SMC-3M-4R	3mm	1/4
SMC-4M-2R	4mm	1/8
SMC-4M-4R	4mm	1/4
SMCI-6M-2R	6mm	1/8
SMCI-6M-4R	6mm	1/4
SMCI-6M-6R	6mm	3/8
SMCI-6M-8R	6mm	1/2
SMCI-8M-2R	8mm	1/8
SMCI-8M-4R	8mm	1/4
SMCI-8M-6R	8mm	3/8
SMCI-8M-8R	8mm	1/2
SMCI-10M-2R	10mm	1/8
SMCI-10M-4R	10mm	1/4
SMCI-10M-6R	10mm	3/8
SMCI-10M-8R	10mm	1/2
SMCI-12M-4R	12mm	1/4
SMCI-12M-6R	12mm	3/8
SMCI-12M-8R	12mm	1/2
SMCI-12M-12R	12mm	3/4
SMC-15M-8R	15mm	1/2

Bore-Through Fittings Available

Superlok bore-through fittings allow tubing or other equipment to pass completely through. This is done to accommodate thermocouples and dip tubes that need to be set to a specific depth.

SMC - Continued		
SMCI-16M-4R	16mm	1/4
SMCI-16M-6R	16mm	3/8
SMCI-16M-8R	16mm	1/2
SMCI-16M-12R	16mm	3/4
SMCI-18M-8R	18mm	1/2
SMCI-18M-12R	18mm	3/4
SMCI-20M-8R	20mm	1/2
SMCI-20M-12R	20mm	3/4
SMC-22M-12R	22mm	3/4
SMC-22M-16R	22mm	1
SMCI-25M-12R	25mm	3/4
SMCI-25M-16R	25mm	1
SMC-28M-16R	28mm	1
SMC-28M-20R	28mm	1-1/4
SMC-30M-20R	30mm	1-1/4
SMC-32M-20R	32mm	1-1/4
SMC-38M-24R	38mm	1-1/2

SMC-GM - Continued		
SMCI-10M-6GM	10mm	3/8
SMCI-10M-8GM	10mm	1/2
SMCI-12M-4GM	12mm	1/4
SMCI-12M-6GM	12mm	3/8
SMCI-12M-8GM	12mm	1/2
SMCI-12M-12GM	12mm	3/4
SMC-15M-8GM	15mm	1/2
SMCI-16M-6GM	16mm	3/8
SMCI-16M-8GM	16mm	1/2
SMCI-18M-8GM	18mm	1/2
SMCI-18M-12GM	18mm	3/4
SMCI-20M-8GM	20mm	1/2
SMCI-20M-12GM	20mm	3/4
SMC-22M-12GM	22mm	3/4
SMC-22M-16GM	22mm	1
SMCI-25M-12GM	25mm	3/4
SMCI-25M-16GM	25mm	1

SGMCI - Continued		
SGMCI-10M-6G	10mm	3/8
SGMCI-10M-8G	10mm	1/2
SGMCI-12M-4G	12mm	1/4
SGMCI-12M-6G	12mm	3/8
SGMCI-12M-8G	12mm	1/2
SGMCI-12M-12G	12mm	3/4
SGMCI-16M-6G	16mm	3/8
SGMCI-16M-8G	16mm	1/2
SGMCI-18M-8G	18mm	1/2
SGMCI-18M-12G	18mm	3/4
SGMCI-20M-8G	20mm	1/2
SGMCI-20M-12G	20mm	3/4
SGMC-22M-12G	22mm	3/4
SGMC-22M-16G	22mm	1
SGMCI-25M-12G	25mm	3/4
SGMCI-25M-16G	25mm	1

SFCI - Continued		
Metric	MM	ISO Tap.
SFCI-16-12N	1	3/4
SFCI-16-16N	1	1
SFC-3M-2R	3mm	1/8
SFC-3M-4R	3mm	1/4
SFC-4M-2R	4mm	1/8
SFCI-6M-2R	6mm	1/8
SFCI-6M-4R	6mm	1/4
SFCI-6M-6R	6mm	3/8
SFCI-6M-8R	6mm	1/2
SFCI-8M-2R	8mm	1/8
SFCI-8M-4R	8mm	1/4
SFCI-8M-6R	8mm	3/8
SFCI-8M-8R	8mm	1/2
SFCI-10M-2R	10mm	1/8
SFCI-10M-4R	10mm	1/4
SFCI-10M-6R	10mm	3/8
SFCI-10M-8R	10mm	1/2
SFCI-12M-2R	12mm	1/8
SFCI-12M-4R	12mm	1/4
SFCI-12M-6R	12mm	3/8
SFCI-12M-8R	12mm	1/2
SFCI-12M-12R	12mm	3/4
SFC-15M-8R	15mm	1/2
SFCI-16M-8R	16mm	1/2
SFCI-20M-8R	20mm	1/2
SFCI-20M-12R	20mm	3/4
SFC-22M-12R	22mm	3/4
SFC-22M-16R	22mm	1
SFCI-25M-12R	25mm	3/4
SFCI-25M-16R	25mm	1

SMCI-GM

Male Connector
Metal Gasket Seal



Connects Metric Tubes to
Female ISO Parallel

Part No.	Tube O.D.	Thread Type
Metric	MM	ISO Par.
SMC-3M-2GM	3mm	1/8
SMC-3M-4GM	3mm	1/4
SMC-4M-2GM	4mm	1/8
SMCI-6M-2GM	6mm	1/8
SMCI-6M-4GM	6mm	1/4
SMCI-6M-6GM	6mm	3/8
SMCI-6M-8GM	6mm	1/2
SMCI-8M-2GM	8mm	1/8
SMCI-8M-4GM	8mm	1/4
SMCI-8M-6GM	8mm	3/8
SMCI-8M-8GM	8mm	1/2
SMCI-10M-4GM	10mm	1/4

SGMCI

Male Connector
Bonded Washer Seal



Connects Metric Tubes to
Female ISO Parallel

Part No.	Tube O.D.	Thread Type
Metric	MM	ISO Par.
SGMC-3M-2G	3mm	1/8
SGMC-3M-4G	3mm	1/4
SGMC-4M-2G	4mm	1/8
SGMCI-6M-2G	6mm	1/8
SGMCI-6M-4G	6mm	1/4
SGMCI-6M-6G	6mm	3/8
SGMCI-6M-8G	6mm	1/2
SGMCI-8M-2G	8mm	1/8
SGMCI-8M-4G	8mm	1/4
SGMCI-8M-6G	8mm	3/8
SGMCI-8M-8G	8mm	1/2
SGMCI-10M-4G	10mm	1/4

SFCI

Female Connector



Connects Tubing to
Male Tapered Thread

Part No.	Tube O.D.	Thread Type
Fractional	Inch	NPT
SFC-2-2N	1/8	1/8
SFC-2-4N	1/8	1/4
SFC-3-2N	3/16	1/8
SFCI-4-2N	1/4	1/8
SFCI-4-4N	1/4	1/4
SFCI-4-6N	1/4	3/8
SFCI-4-8N	1/4	1/2
SFCI-5-2N	5/16	1/8
SFCI-5-4N	5/16	1/4
SFCI-6-2N	3/8	1/8
SFCI-6-4N	3/8	1/4
SFCI-6-6N	3/8	3/8
SFCI-6-8N	3/8	1/2
SFCI-6-12N	3/8	3/4
SFCI-8-4N	1/2	1/4
SFCI-8-6N	1/2	3/8
SFCI-8-8N	1/2	1/2
SFCI-8-12N	1/2	3/4
SFCI-10-6N	5/8	3/8
SFCI-10-8N	5/8	1/2
SFCI-12-8N	3/4	1/2
SFCI-12-12N	3/4	3/4
SFCI-14-12N	7/8	3/4

SGCI


Gauge Connector



Connects Tubing to
Male ISO Parallel

Part No.	Tube O.D.	Thread Type
Fractional	Inch	ISO Par.
SGCI-4-4G	1/4	1/4
SGCI-4-6G	1/4	3/8
SGCI-4-8G	1/4	1/2
SGCI-5-4G	5/16	1/4
SGCI-5-8G	5/16	1/2
SGCI-6-4G	3/8	1/4
SGCI-6-6G	3/8	3/8
SGCI-6-8G	3/8	1/2

Standard



Bore-Through



SGCI - Continued		
SGCI-8-4G	1/2	1/4
SGCI-8-6G	1/2	3/8
SGCI-8-8G	1/2	1/2
Metric	MM	ISO Par.
SGC-3M-4G	3mm	1/4
SGCI-6M-4G	6mm	1/4
SGCI-6M-6G	6mm	3/8
SGCI-6M-8G	6mm	1/2
SGCI-8M-4G	8mm	1/4
SGCI-8M-6G	8mm	3/8
SGCI-8M-8G	8mm	1/2
SGCI-10M-4G	10mm	1/4
SGCI-10M-6G	10mm	3/8
SGCI-10M-8G	10mm	1/2
SGCI-12M-4G	12mm	1/4
SGCI-12M-6G	12mm	3/8
SGCI-12M-8G	12mm	1/2
SGCI-20M-8G	20mm	1/2
SGC-22M-8G	22mm	1/2

SMCB Bulkhead Male Connector



Connects Tubing to Female Tapered Thread

Part No.	Tube O.D.	Thread Type
Fractional	Inch	NPT
SMCB-2-2N	1/8	1/8
SMCB-4-2N	1/4	1/8
SMCB-4-4N	1/4	1/4
SMCB-6-4N	3/8	1/4
SMCB-6-6N	3/8	3/8
SMCB-6-8N	3/8	1/2
SMCB-8-6N	1/2	3/8
SMCB-8-8N	1/2	1/2
SMCB-12-12N	3/4	3/4
SMCB-16-16N	1	1

SMEI Male Elbow



Connects Tubing to Female Tapered Thread

Part No.	Tube O.D.	Thread Type
Fractional	Inch	NPT
SMEI-2-2N	1/8	1/8
SMEI-2-4N	1/8	1/4
SMEI-3-2N	3/16	1/8
SMEI-3-4N	3/16	1/4
SMEI-4-2N	1/4	1/8

SMEI - Continued on next Column

SFCB Bulkhead Female Connector



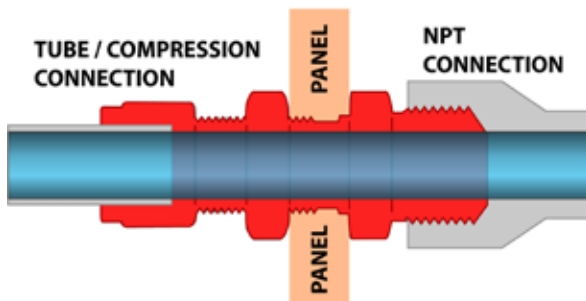
Connects Tubing to Male Tapered Thread

Part No.	Tube O.D.	Thread Type
Fractional	Inch	NPT
SFCB-2-2N	1/8	1/8
SFCB-4-2N	1/4	1/8
SFCB-4-4N	1/4	1/4
SFCB-6-4N	3/8	1/4
SFCB-8-6N	1/2	3/8
SFCB-8-8N	1/2	1/2
SFCB-12-12N	3/4	3/4
Metric	MM	NPT
SMCB-8-6N	1/2	3/8
SMCB-8-8N	1/2	1/2
SMCB-12-12N	3/4	3/4
SMCB-16-16N	1	1

SMEI - Continued		
SMEI-4-4N	1/4	1/4
SMEI-4-6N	1/4	3/8
SMEI-4-8N	1/4	1/2
SMEI-5-2N	5/16	1/8
SMEI-5-4N	5/16	1/4
SMEI-5-6N	5/16	3/8
SMEI-6-2N	3/8	1/8
SMEI-6-4N	3/8	1/4
SMEI-6-6N	3/8	3/8
SMEI-6-8N	3/8	1/2
SMEI-6-12N	3/8	3/4
SMEI-8-4N	1/2	1/4
SMEI-8-6N	1/2	3/8
SMEI-8-8N	1/2	1/2
SMEI-8-12N	1/2	3/4
SMEI-10-6N	5/8	3/8
SMEI-10-8N	5/8	1/2
SMEI-10-12N	5/8	3/4
SMEI-12-8N	3/4	1/2
SMEI-12-12N	3/4	3/4
SMEI-14-12N	7/8	3/4
SMEI-16-12N	1	3/4
SMEI-16-16N	1	1
SMEI-20-20N	1-1/4	1-1/4
SMEI-24-24N	1-1/2	1-1/2
SMEI-32-32N	2	2
Fractional	Inch	ISO Tap.
SMEI-4-2R	1/4	1/8
SMEI-4-4R	1/4	1/4
SMEI-4-6R	1/4	3/8
SMEI-4-8R	1/4	1/2
SMEI-5-4R	5/16	1/4
SMEI-6-4R	3/8	1/4
SMEI-6-6R	3/8	3/8
SMEI-8-6R	1/2	3/8
SMEI-8-8R	1/2	1/2
Metric	MM	NPT
SMEI-3M-2N	3mm	1/8
SMEI-3M-4N	3mm	1/4
SMEI-4M-2N	4mm	1/8
SMEI-4M-4N	4mm	1/4
SMEI-6M-2N	6mm	1/8
SMEI-6M-4N	6mm	1/4
SMEI-6M-6N	6mm	3/8
SMEI-6M-8N	6mm	1/2
SMEI-8M-2N	8mm	1/8
SMEI-8M-4N	8mm	1/4
SMEI-8M-6N	8mm	3/8
SMEI-8M-8N	8mm	1/2
SMEI-10M-2N	10mm	1/8
SMEI-10M-4N	10mm	1/4

SMEI - Continued		
SMEI-10M-6N	10mm	3/8
SMEI-10M-8N	10mm	1/2
SMEI-12M-4N	12mm	1/4
SMEI-12M-6N	12mm	3/8
SMEI-12M-8N	12mm	1/2
SMEI-12M-12N	12mm	3/4
SMEI-16M-6N	16mm	3/8
SMEI-16M-8N	16mm	1/2
SMEI-16M-12N	16mm	3/4
SMEI-18M-8N	18mm	1/2
SMEI-18M-12N	18mm	3/4
SMEI-20M-8N	20mm	1/2
SMEI-20M-12N	20mm	3/4
SMEI-22M-12N	22mm	3/4
SMEI-22M-16N	22mm	1
SMEI-25M-12N	25mm	3/4
SMEI-25M-16N	25mm	1
SMEI-30M-20N	30mm	1-1/4
SMEI-32M-20N	32mm	1-1/4
SMEI-38M-24N	38mm	1-1/2
Metric	MM	ISO Tap.
SMEI-3M-2R	3mm	1/8
SMEI-3M-4R	3mm	1/4
SMEI-4M-2R	4mm	1/8
SMEI-4M-4R	4mm	1/4
SMEI-6M-2R	6mm	1/8
SMEI-6M-4R	6mm	1/4
SMEI-6M-6R	6mm	3/8
SMEI-6M-8R	6mm	1/2
SMEI-8M-2R	8mm	1/8
SMEI-8M-4R	8mm	1/4
SMEI-8M-6R	8mm	3/8
SMEI-8M-8R	8mm	1/2
SMEI-10M-4R	10mm	1/4
SMEI-10M-6R	10mm	3/8
SMEI-10M-8R	10mm	1/2
SMEI-12M-2R	12mm	1/8
SMEI-12M-4R	12mm	1/4
SMEI-12M-6R	12mm	3/8
SMEI-12M-8R	12mm	1/2
SMEI-12M-12R	12mm	3/4
SMEI-16M-6R	16mm	3/8
SMEI-16M-8R	16mm	1/2
SMEI-18M-8R	16mm	1/2
SMEI-18M-12R	18mm	3/4
SMEI-20M-8R	20mm	1/2
SMEI-20M-12R	20mm	3/4
SMEI-22M-12R	22mm	3/4
SMEI-22M-16R	22mm	1
SMEI-25M-12R	25mm	3/4
SMEI-25M-16R	25mm	1

Bulkhead Installation



SHMEI

45° Male Elbow



Connects Tubing to Female Tapered Thread

Part No.	Tube O.D.	Thread Type
Fractional	Inch	NPT
SHMEI-4-2N	1/4	1/8
SHMEI-4-4N	1/4	1/4
SHMEI-6-2N	3/8	1/8
SHMEI-6-4N	3/8	1/4
SHMEI-6-6N	3/8	3/8
SHMEI-8-6N	1/2	3/8
SHMEI-8-8N	1/2	1/2

SUEI

Union Elbow



Connects Tubing

Part No.	Tube O.D.
Fractional	Inch
SUE-1	1/16
SUE-2	1/8
SUE-3	3/16
SUEI-4	1/4
SUEI-5	5/16
SUEI-6	3/8
SUEI-8	1/2
SUEI-10	5/8
SUEI-12	3/4
SUEI-14	7/8
SUEI-16	1
SUE-20	1-1/4
SUE-24	1-1/2
SUE-32	2
Metric	Millimeter
SUE-2M	2mm
SUE-3M	3mm
SUE-4M	4mm
SUEI-6M	6mm
SUEI-8M	8mm
SUEI-10M	10mm
SUEI-12M	12mm

SUEI - Continued	
SUE-15M	15mm
SUEI-16M	16mm
SUEI-18M	18mm
SUEI-20M	20mm
SUE-22M	22mm
SUEI-25M	25mm
SUE-28M	28mm
SUE-30M	30mm
SUE-32M	32mm
SUE-38M	38mm

SPHMEI

45° Positionable Male Elbow



Connects Fractional Tubes to Female Straight Thread

Part No.	Tube O.D.	Thread Type
Fractional	Inch	SAE/MS
SPHMEI-4-4U	1/4	7/16-20
SPHMEI-6-6U	3/8	9/16-18
SPHMEI-8-8U	1/2	3/4-16
SPHMEI-12-12U	3/4	1-1/16-12
SPHMEI-16-16U	1	1-5/16-12

SPMEI

Positionable Male Elbow



Connects Tubing to Female Straight Thread

Part No.	Tube O.D.	Thread Type
Fractional	Inch	SAE/MS
SPMEI-4-4U	1/4	7/16-20
SPMEI-4-6U	1/4	9/16-18
SPMEI-5-5U	5/16	1/2-20
SPMEI-6-6U	3/8	9/16-18
SPMEI-6-8U	3/8	3/4-16
SPMEI-8-8U	1/2	3/4-16
SPMEI-10-10U	5/8	7/8-14
SMEI-12-12U	3/4	1-1/16-12
SPMEI-14-14U	7/8	1-3/16-12
SPMEI-16-16U	1	1-5/16-12
SPME-20-20U	1-1/4	1-5/8-12

SPMEI - Continued		
Fractional	Inch	ISO Par.
SPMEI-4-2G	1/4	1/8
SPMEI-4-4G	1/4	1/4
SPMEI-6-4G	3/8	1/4
SPMEI-6-6G	3/8	3/8
SPMEI-8-4G	1/2	1/4
SPMEI-8-6G	1/2	3/8
SPMEI-8-8G	1/2	1/2
SPMEI-10-8G	5/8	1/2
SPMEI-12-8G	3/4	1/2
SPMEI-12-12G	3/4	3/4
SPMEI-16-12G	1	3/4
SPMEI-16-16G	1	1
Metric	MM	ISO Par.
SPMEI-6M-2G	6mm	1/8
SPMEI-6M-4G	6mm	1/4
SPMEI-8M-2G	8mm	1/8
SPMEI-8M-4G	8mm	1/4
SPMEI-10M-4G	10mm	1/4
SPMEI-10M-6G	10mm	3/8
SPMEI-12M-4G	12mm	1/4
SPMEI-12M-6G	12mm	3/8
SPMEI-12M-8G	12mm	1/2
SPMEI-12M-12G	12mm	3/4

SFEI

Female Elbow



Connects Tubing to Male Tapered Thread

Part No.	Tube O.D.	Thread Type
Fractional	Inch	NPT
SFE-2-2N	1/8	1/8
SFE-2-4N	1/8	1/4
SFE-3-2N	3/16	1/8
SFEI-4-2N	1/4	1/8
SFEI-4-4N	1/4	1/4
SFEI-4-6N	1/4	3/8
SFEI-4-8N	1/4	1/2
SFEI-5-2N	5/16	1/8
SFEI-5-4N	5/16	1/4
SFEI-6-2N	3/8	1/8
SFEI-6-4N	3/8	1/4
SFEI-6-6N	3/8	3/8
SFEI-6-8N	3/8	1/2

SFEI - Continued		
Fractional	Inch	ISO Par.
SFEI-8-4N	1/2	1/4
SFEI-8-6N	1/2	3/8
SFEI-8-8N	1/2	1/2
SFEI-10-6N	5/8	3/8
SFEI-10-8N	5/8	1/2
SFEI-12-8N	3/4	1/2
SFEI-12-12N	3/4	3/4
SFEI-14-12N	7/8	3/4
SFEI-16-12N	1	3/4
SFEI-16-16N	1	1
Metric	MM	NPT
SFEI-6M-4N	6mm	1/4
SFEI-6M-6N	6mm	3/8
SFEI-6M-8N	6mm	1/2
SFEI-8M-4N	8mm	1/4
SFEI-8M-8N	8mm	1/2
SFEI-10M-4N	10mm	1/4
SFEI-10M-6N	10mm	3/8
SFEI-10M-8N	10mm	1/2
SFEI-12M-6N	12mm	3/8
SFEI-12M-8N	12mm	1/2

SUTI

Union Tee



Connects Tubing

Part No.	Tube O.D.
Fractional	Inch
SUT-1	1/16
SUT-2	1/8
SUT-3	3/16
SUTI-4	1/4
SUTI-5	5/16
SUTI-6	3/8
SUTI-8	1/2
SUTI-10	5/8
SUTI-12	3/4
SUTI-14	7/8
SUTI-16	1
SUT-20	1-1/4
SUT-24	1-1/2
SUT-32	2
Metric	Millimeter
SUT-2M	2mm
SUT-3M	3mm
SUT-4M	4mm

Tube Fittings

Instrument Fittings

Mako Valves

Superlok Valves

Additional Series

SUT - Continued	
SUTI-6M	6mm
SUTI-8M	8mm
SUTI-10M	10mm
SUTI-12M	12mm
SUT-15M	15mm
SUTI-16M	16mm
SUTI-18M	18mm
SUTI-20M	20mm
SUT-22M	22mm
SUTI-25M	25mm
SUT-28M	28mm
SUT-30M	30mm
SUT-32M	32mm
SUT-38M	38mm

SMBTI - Continued		
SMBTI-5-2N	5/16	1/8
SMBTI-6-4N	3/8	1/4
SMBTI-6-6N	3/8	3/8
SMBTI-8-6N	1/2	3/8
SMBTI-8-8N	1/2	1/2
SMBTI-10-8N	5/8	1/2
SMBTI-12-12N	3/4	3/4
Metric	MM	ISO Tap.
SMBT-3-2R	3mm	1/8
SMBT-3-4R	3mm	1/4
SMBT-4-2R	4mm	1/8
SMBTI-6-2R	6mm	1/8
SMBTI-6-4R	6mm	1/4
SMBTI-8M-2R	8mm	1/8
SMBTI-8M-4R	8mm	1/4
SMBTI-10M-4R	10mm	1/4
SMBTI-10M-6R	10mm	3/8
SMBTI-12M-4R	12mm	1/4
SMBTI-12M-6R	12mm	3/8
SMBTI-12M-8R	12mm	1/2
SMBTI-16M-6R	16mm	3/8
SMBTI-16M-8R	16mm	1/2
SMBTI-20M-12R	20mm	3/4

SPMBTI - Continued		
SPMBTI-12M-6G	12mm	3/8
SPMBTI-12M-8G	12mm	1/2
Fractional	Inch	SAE/MS
SPMBTI-4-4U	1/4	7/16-20
SPMBTI-6-6U	3/8	9/16-18
SPMBTI-8-8U	1/2	3/4-16
SPMBTI-12-12U	3/4	1-1/16-12
SPMBTI-16-16U	1	1-5/16-12
SPMBT-20-20U	1-1/4	1-5/8-12
SPMBT-24-24U	1-1/2	1-7/8-12
SPMBT-32-32U	2	2-1/2-12

SPMRTI

Positionable Male Run Tee



Connects Tubing to Female Straight Thread

Part No.	Tube O.D.	Thread Type
Fractional	Inch	ISO Par.
SPMRTI-4-2G	1/4	1/8
SPMRTI-4-4G	1/4	1/4
SPMRTI-6-4G	3/8	1/4
SPMRTI-8-6G	1/2	3/8
SPMRTI-8-8G	1/2	1/2
SPMRTI-10-8G	5/8	1/2
SPMRTI-12-8G	3/4	1/2
SPMRTI-12-12G	3/4	3/4
SPMRTI-16-16G	1	1
Metric	MM	ISO Par.
SPMRTI-6M-2G	6mm	1/8
SPMRTI-6M-4G	6mm	1/4
SPMRTI-8M-2G	8mm	1/8
SPMRTI-8M-4G	8mm	1/4
SPMRTI-10M-4G	10mm	1/4
SPMRTI-12M-6G	12mm	3/8
SPMRTI-12M-8G	12mm	1/2
Fractional	Inch	SAE/MS
SPMRTI-4-4U	1/4	7/16-20
SPMRTI-6-6U	3/8	9/16-18
SPMRTI-8-8U	1/2	3/4-16
SPMRTI-12-12U	3/4	1-1/16-12
SPMRTI-16-16U	1	1-5/16-12
SPMRT-20-20U	1-1/4	1-5/8-12
SPMRT-24-24U	1-1/2	1-7/8-12
SPMRT-32-32U	2	2-1/2-12

SRUTI

Reducing Union Tee



Connects Fractional Tubing

Part No.	Tube O.D.	Reduced Tube O.D.
Fractional	Inch	Inch
SRUTI-6-4	3/8	1/4
SRUTI-8-4	1/2	1/4
SRUTI-8-6	1/2	3/8
SRUTI-10-6	5/8	3/8
SRUTI-12-6	3/4	3/8
SRUTI-12-8	3/4	1/2
SRUTI-16-6	1	3/8
SRUTI-16-8	1	1/2
SRUTI-16-12	1	3/4

SPMBTI

Positionable Male Branch Tee



Connects Tubing to Female Straight Thread

Part No.	Tube O.D.	Thread Type
Fractional	Inch	ISO Par.
SPMBTI-4-2G	1/4	1/8
SPMBTI-4-4G	1/4	1/4
SPMBTI-6-4G	3/8	1/4
SPMBTI-8-6G	1/2	3/8
SPMBTI-8-8G	1/2	1/2
SPMBTI-10-8G	5/8	1/2
SPMBTI-12-8G	3/4	1/2
SPMBTI-12-12G	3/4	3/4
SPMBTI-16-16G	1	1
Metric	MM	ISO Par.
SPMBTI-6M-2G	6mm	1/8
SPMBTI-6M-4G	6mm	1/4
SPMBTI-8M-2G	8mm	1/8
SPMBTI-8M-4G	8mm	1/4
SPMBTI-10M-4G	10mm	1/4

SMRTI

Male Run Tee



Connects Tubing to Female Tapered Thread

Part No.	Tube O.D.	Thread Type
Fractional	Inch	NPT
SMRT-2-2N	1/8	1/8
SMRT-2-4N	1/8	1/4
SMRT-3-2N	3/16	1/8
SMRTI-4-2N	1/4	1/8
SMRTI-4-4N	1/4	1/4
SMRTI-5-2N	5/16	1/8
SMRTI-6-4N	3/8	1/4
SMRTI-6-6N	3/8	3/8
SMRTI-8-6N	1/2	3/8
SMRTI-8-8N	1/2	1/2
SMRTI-10-8N	5/8	1/2
SMRTI-12-12N	3/4	3/4
Metric	MM	ISO Tap.
SMRT-3M-2R	3mm	1/8
SMRT-3M-4R	3mm	1/4
SMRT-4M-2R	4mm	1/8
SMRTI-6M-2R	6mm	1/8
SMRTI-6M-4R	6mm	1/4
SMRTI-8M-2R	8mm	1/8
SMRTI-8M-4R	8mm	1/4
SMRTI-10M-4R	10mm	1/4
SMRTI-10M-6R	10mm	3/8
SMRTI-12M-4R	12mm	1/4
SMRTI-12M-6R	12mm	3/8
SMRTI-12M-8R	12mm	1/2
SMRTI-16M-6R	16mm	3/8
SMRTI-16M-8R	16mm	1/2
SMRTI-20M-12R	20mm	3/4

SMBTI

Male Branch Tee



Connects Tubing to Female Tapered Thread

Part No.	Tube O.D.	Thread Type
Fractional	Inch	NPT
SMBT-2-2N	1/8	1/8
SMBT-2-4N	1/8	1/4
SMBT-3-2N	3/16	1/8
SMBTI-4-2N	1/4	1/8
SMBTI-4-4N	1/4	1/4

SFBTI

Female Branch Tee




Connects Tubing to Male Thread

Part No.	Tube O.D.	Thread Type
Fractional	Inch	NPT
SFBT-2-2N	1/8	1/8
SFBTI-4-2N	1/4	1/8

SFBTI - Continued		
SFBTI-4-4N	1/4	1/4
SFBTI-6-4N	3/8	1/4
SFBTI-6-6N	3/8	3/8
SFBTI-6-8N	3/8	1/2
SFBTI-8-4N	1/2	1/4
SFBTI-8-6N	1/2	3/8
SFBTI-8-8N	1/2	1/2
SFBTI-10-8N	5/8	1/2
SFBTI-12-12N	3/4	3/4
SFBTI-16-12N	1	3/4
SFBTI-16-16N	1	1
Metric	MM	NPT
SFBTI-6M-2N	6mm	1/8
SFBTI-6M-4N	6mm	1/4
SFBTI-6M-6N	6mm	3/8
SFBTI-6M-8N	6mm	1/2
SFBTI-8M-2N	8mm	1/8
SFBTI-8M-4N	8mm	1/4
SFBTI-8M-6N	8mm	3/8
SFBTI-8M-8N	8mm	1/2
SFBTI-10M-4N	10mm	1/4
SFBTI-10M-6N	12mm	3/8
SFBTI-10M-8N	10mm	1/2
SFBTI-12M-4N	12mm	1/4
SFBTI-12M-6N	12mm	3/8
SFBTI-12M-8R	12mm	1/2
SFBTI-16M-8N	16mm	1/2

SFRTI Female Run Tee




Connects Fractional Tubes to Male Thread

Part No.	Tube O.D.	Thread Type
Fractional	Inch	NPT
SFRTI-2-2N	1/8	1/8
SFRTI-4-2N	1/4	1/8
SFRTI-4-4N	1/4	1/4
SFRTI-6-4N	3/8	1/4
SFRTI-8-6N	1/2	3/8
SFRTI-8-8N	1/2	1/2
SFRTI-12-12N	3/4	3/4
SFRTI-16-12N	1	3/4
SFRTI-16-16N	1	1

SFRTI - Continued		
Metric	MM	NPT
SFRTI-6M-2N	6mm	1/8
SFRTI-6M-4N	6mm	1/4
SFRTI-6M-8N	6mm	1/2
SFRTI-8M-2N	8mm	1/8
SFRTI-8M-4N	8mm	1/4
SFRTI-8M-6N	8mm	3/8
SFRTI-8M-8N	8mm	1/2
SFRTI-12M-4N	12mm	1/4
SFRTI-12M-6N	12mm	3/8
SFRTI-12M-8N	12mm	1/2
SFRTI-16M-8N	16mm	1/2


SUCI Union Cross



Connects Tubing

Part No.	Tube O.D.
Fractional	Inch
SUCI-1	1/16
SUCI-2	1/8
SUCI-3	3/16
SUCI-4	1/4
SUCI-5	5/16
SUCI-6	3/8
SUCI-8	1/2
SUCI-10	5/8
SUCI-12	3/4
SUCI-14	7/8
SUCI-16	1
Metric	Millimeter
SUCI-3M	3mm
SUCI-6M	6mm
SUCI-8M	8mm
SUCI-10M	10mm
SUCI-12M	12mm
SUCI-16M	16mm
SUCI-18M	18mm
SUCI-20M	20mm
SUCI-25M	25mm

SRI Reducer



Connects Tubing to Tube Fittings

Part No.	Tube O.D.	Tube Stub Size
Fractional	Inch	Inch
SR-2-1	1/8	1/16
SR-2-2	1/8	1/8
SR-2-3	1/8	3/16
SR-2-4	1/8	1/4
SR-2-6	1/8	3/8
SR-2-8	1/8	1/2
SR-3-2	3/16	1/8
SR-3-4	3/16	1/4
SRI-4-2	1/4	1/8
SRI-4-3	1/4	3/16
SRI-4-4	1/4	1/4
SRI-4-5	1/4	5/16
SRI-4-6	1/4	3/8
SRI-4-8	1/4	1/2
SRI-4-10	1/4	5/8
SRI-4-12	1/4	3/4
SRI-5-6	5/16	3/8
SRI-5-8	5/16	1/2
SRI-6-4	3/8	1/4
SRI-6-6	3/8	3/8
SRI-6-8	3/8	1/2
SRI-6-10	3/8	5/8
SRI-6-12	3/8	3/4
SRI-8-4	1/2	1/4
SRI-8-6	1/2	3/8
SRI-8-8	1/2	1/2
SRI-8-10	1/2	5/8
SRI-8-12	1/2	3/4
SRI-8-16	1/2	1
SRI-10-12	5/8	3/4
SRI-10-14	5/8	7/8
SRI-10-16	5/8	1
SRI-12-8	3/4	1/2
SRI-12-16	3/4	1
Metric	MM	MM
SR-3M-4M	3mm	4mm
SR-3M-6M	3mm	6mm
SR-3M-10M	3mm	10mm
SR-4M-6M	4mm	6mm

SRI - Continued		
SRI-6M-3M	6mm	3mm
SRI-6M-8M	6mm	8mm
SRI-6M-10M	6mm	10mm
SRI-6M-12M	6mm	12mm
SRI-8M-6M	8mm	6mm
SRI-8M-10M	8mm	10mm
SRI-8M-12M	8mm	12mm
SRI-10M-6M	10mm	6mm
SRI-10M-8M	10mm	8mm
SRI-10M-12M	10mm	12mm
SRI-10M-15M	10mm	15mm
SRI-10M-18M	10mm	18mm
SRI-12M-6M	12mm	6mm
SRI-12M-8M	12mm	8mm
SRI-12M-10M	12mm	10mm
SRI-12M-16M	12mm	16mm
SRI-12M-18M	12mm	18mm
SRI-12M-20M	12mm	20mm
SRI-12M-22M	12mm	22mm
SRI-12M-25M	12mm	25mm
SRI-16M-12M	16mm	12mm
SRI-18M-12M	18mm	12mm
SRI-18M-16M	18mm	16mm
SRI-18M-20M	18mm	20mm
SRI-18M-22M	18mm	22mm
SRI-18M-25M	18mm	25mm
SRI-20M-16M	20mm	16mm
SRI-20M-18M	20mm	18mm
SRI-20M-22M	20mm	22mm
SRI-20M-25M	20mm	25mm
SR-22M-18M	22mm	18mm
SR-22M-20M	22mm	20mm
SR-22M-25M	22mm	25mm
SRI-25M-18M	25mm	18mm
SRI-25M-20M	25mm	20mm
Adapter	MM	Inch
SR-3M-2	3mm	1/8
SR-3M-4	3mm	1/4
SRI-6M-4	6mm	1/4
SRI-6M-5	6mm	5/16
SRI-6M-6	6mm	3/8
SRI-6M-8	6mm	1/2
SRI-8M-6	8mm	3/8
SRI-8M-8	8mm	1/2
SRI-10M-6	10mm	3/8
SRI-10M-8	10mm	1/2
SRI-12M-8	12mm	1/2
SRI-12M-12	12mm	3/4
SRI-18M-12	18mm	3/4
SRI-18M-16	18mm	1

Tube Fittings

Instrument Fittings

Mako Valves

Superlok Valves

Additional Series

SRB

Bulkhead Reducer



Connects Tubing to Tube Fittings

Part No.	Tube O.D.	Tube Stub Size
Fractional	Inch	Inch
SRB-2-2	1/8	1/8
SRB-4-4	1/4	1/4
SRB-6-6	3/8	3/8
SRB-8-8	1/2	1/2
SRB-10-10	5/8	5/8
SRB-12-12	3/4	3/4

SMA

Male Adapter



Connects Tube Fittings to Female Thread

Part No.	Tube Stub Size	Thread Type
Fractional	Inch	NPT
SMA-2-2N	1/8	1/8
SMA-2-4N	1/8	1/4
SMA-3-2N	3/16	1/8
SMA-3-4N	3/16	1/4
SMA-4-2N	1/4	1/8
SMA-4-4N	1/4	1/4
SMA-4-6N	1/4	3/8
SMA-4-8N	1/4	1/2
SMA-5-2N	5/16	1/8
SMA-5-4N	5/16	1/4
SMA-6-2N	3/8	1/8
SMA-6-4N	3/8	1/4
SMA-6-6N	3/8	3/8
SMA-6-8N	3/8	1/2
SMA-8-4N	1/2	1/4
SMA-8-6N	1/2	3/8
SMA-8-8N	1/2	1/2
SMA-10-6N	5/8	3/8
SMA-10-8N	5/8	1/2
SMA-10-12N	5/8	3/4
SMA-12-8N	3/4	1/2
SMA-12-12N	3/4	3/4
SMA-12-16N	3/4	1

SMA - Continued

Metric	MM	NPT
SMA-14-12N	7/8	3/4
SMA-16-12N	1	3/4
SMA-16-16N	1	1
SMA-6M-2N	6mm	1/8
SMA-6M-4N	6mm	1/4
SMA-8M-4N	8mm	1/4
SMA-10M-4N	10mm	1/4
SMA-10M-6N	10mm	3/8
SMA-10M-8N	10mm	1/2
SMA-12M-4N	12mm	1/4
SMA-12M-8N	12mm	1/2
SMA-18M-12N	18mm	3/4

SFA

Female Adapter



Connects Tube Fittings to Male Tapered Thread

Part No.	Tube Stub Size	Thread Type
Fractional	Inch	NPT
SFA-2-2N	1/8	1/8
SFA-2-4N	1/8	1/4
SFA-3-2N	3/16	1/8
SFA-3-4N	3/16	1/4
SFA-4-2N	1/4	1/8
SFA-4-4N	1/4	1/4
SFA-4-6N	1/4	3/8
SFA-4-8N	1/4	1/2
SFA-5-2N	5/16	1/8
SFA-5-4N	5/16	1/4
SFA-6-2N	3/8	1/8
SFA-6-4N	3/8	1/4
SFA-6-6N	3/8	3/8
SFA-6-8N	3/8	1/2
SFA-8-4N	1/2	1/4
SFA-8-6N	1/2	3/8
SFA-8-8N	1/2	1/2
SFA-10-6N	5/8	3/8
SFA-10-8N	5/8	1/2
SFA-12-8N	3/4	1/2
SFA-12-12N	3/4	3/4
SFA-12-16N	3/4	1
SFA-14-12N	7/8	3/4
SFA-16-12N	1	3/4
SFA-16-16N	1	1

SFA - Continued

Metric	MM	NPT
SFA-3M-2N	3mm	1/8
SFA-6M-2N	6mm	1/8
SFA-6M-4N	6mm	1/4
SFA-8M-4N	8mm	1/4
SFA-10M-4N	10mm	1/4
SFA-10M-6N	10mm	3/8
SFA-10M-8N	10mm	1/2
SFA-12M-4N	12mm	1/4
SFA-12M-6N	12mm	3/8
SFA-12M-8N	12mm	1/2
SFA-18M-12N	18mm	3/4

SPC

Port Connector



Connects Tube Fittings

Part No.	Tube O.D.
Fractional	Inch
SPC-2	1/8
SPC-4	1/4
SPC-5	5/16
SPC-6	3/8
SPC-8	1/2
SPC-12	3/4
SPC-16	1
Metric	Millimeter
SPC-3M	3mm
SPC-6M	6mm
SPC-8M	8mm
SPC-10M	10mm
SPC-12M	12mm
SPC-18M	18mm

SRPC

Reducing Port Connector



Connects Tube Fittings

Part No.	Tube O.D.	Tube Stub Size
Fractional	Inch	Inch
SRPC-2-1	1/8	1/16

SRPC - Continued

SRPC-4-1	1/4	1/16
SRPC-4-2	1/4	1/8
SRPC-6-2	3/8	1/8
SRPC-6-4	3/8	1/4
SRPC-8-4	1/2	1/4
SRPC-8-6	1/2	3/8
SRPC-12-8	3/4	1/2
SRPC-16-8	1	1/2
SRPC-16-12	1	3/4

SAF

JIC/AN Flare



Connects Tube Fittings to Male JIC/AN

Part No.	Tube O.D.	Thread Type
Fractional	Inch	JIC/AN
SAF-2-2U	1/8	1/8
SAF-2-4U	1/8	1/4
SAF-4-4U	1/4	1/4
SAF-6-6U	3/8	3/8
SAF-8-8U	1/2	1/2

SAUI

JIC/AN Union



Connects Fractional Tubes to Female JIC/AN

Part No.	Tube O.D.	Thread Type
Fractional	Inch	JIC/AN
SAU-2-2U	1/8	1/8
SAU-2-4U	1/8	1/4
SAUI-4-4U	1/4	1/4
SAUI-5-5U	5/16	5/16
SAUI-6-4U	3/8	1/4
SAUI-6-6U	3/8	3/8
SAUI-8-8U	1/2	1/2
SAUI-12-12U	3/4	3/4
SAUI-16-16U	1	1

SAA

JIC/AN Adapter



Connects Tube Fittings to Female JIC/AN

Part No.	Tube Stub Size	Thread Type
Fractional	Inch	JIC/AN
SAA-4-4U	1/4	1/4
SAA-6-4U	3/8	1/4
SAA-6-6U	3/8	3/8
SAA-8-8U	1/2	1/2
SAA-12-12U	3/4	3/4
SAA-16-16U	1	1

SOSCI

O-Seal Straight Thread Connector



Connects Fractional Tubes to Female Straight Thread

Part No.	Tube O.D.	Thread Type
Fractional	Inch	SAE/MS
SOSC-2-2U	1/8	5/16-24
SOSC-3-3U	3/16	3/8-24
SOSCI-4-4U	1/4	7/16-20
SOSCI-5-5U	5/16	1/2-20
SOSCI-6-6U	3/8	9/16-18
SOSCI-8-8U	1/2	3/4-16
SOSCI-12-12U	3/4	1-1/16-12
SOSCI-16-16U	1	1-5/16-12

SOPCI

O-Seal Pipe Thread Connector



Connects Fractional Tubes to Female Tapered Thread

Part No.	Tube O.D.	Thread Type
Fractional	Inch	NPT
SOPC-2-2N	1/8	1/8

SOPCI - Continued

SOPCI-4-2N	1/4	1/8
SOPCI-4-4N	1/4	1/4
SOPCI-6-4N	3/8	1/4
SOPCI-6-6N	3/8	3/8
SOPCI-6-8N	3/8	1/2
SOPCI-8-8N	1/2	1/2

SSMCI

SAE/MS Male Connector



Connects Tube Fittings to SAE/MS Straight Thread Boss

Part No.	Tube O.D.	Thread Type
Fractional	Inch	SAE/MS
SSMC-2-2U	1/8	5/16-24
SSMCI-4-4U	1/4	7/16-20
SSMCI-4-6U	1/4	9/16-18
SSMCI-4-8U	1/4	3/4-16
SSMCI-4-10U	1/4	7/8-14
SSMCI-5-5U	5/16	1/2-20
SSMCI-6-4U	3/8	7/16-20
SSMCI-6-6U	3/8	9/16-18
SSMCI-6-8U	3/8	3/4-16
SSMCI-6-10U	3/8	7/8-14
SSMCI-8-6U	1/2	9/16-18
SSMCI-8-8U	1/2	3/4-16
SSMCI-8-10U	3/8	7/8-14
SSMCI-8-12U	1/2	1-1/16-12
SSMCI-10-8U	5/8	3/4-16
SSMCI-10-12U	5/8	1-1/16-12
SSMCI-12-8U	3/4	3/4-16
SSMCI-12-12U	3/4	1-1/16-12
SSMCI-14-14U	7/8	1-3/16-12
SSMCI-16-12U	1	1-1/16-12
SSMCI-16-16U	1	1-5/16-12

SPWCI

Male Pipe Weld Connector



Connects Tubing To Pipe

Part No.	Tube O.D.	Pipe Size
Fractional	Inch	Inch
SPWC-2-2P	1/8	1/8
SPWC-3-2P	3/16	1/8
SPWCI-4-2P	1/4	1/8
SPWCI-4-4P	1/4	1/4
SPWCI-5-2P	5/16	1/8
SPWCI-5-4P	5/16	1/4
SPWCI-6-4P	3/8	1/4
SPWCI-6-6P	3/8	3/8
SPWCI-6-8P	3/8	1/2
SPWCI-8-6P	1/2	3/8
SPWCI-8-8P	1/2	1/2
SPWCI-8-12P	1/2	3/4
SPWCI-10-8P	5/8	1/2
SPWCI-12-12P	3/4	3/4
SPWCI-16-16P	1	1
Metric	MM	Inch
SPWC-3M-2P	3mm	1/8
SPWC-4M-2P	4mm	1/8
SPWCI-6M-2P	6mm	1/8
SPWCI-6M-4P	6mm	1/4
SPWCI-8M-2P	8mm	1/8
SPWCI-8M-4P	8mm	1/4
SPWCI-8M-8P	8mm	1/2
SPWCI-10M-4P	10mm	1/4
SPWCI-10M-6P	10mm	3/8
SPWCI-10M-8P	10mm	1/2
SPWCI-12M-4P	12mm	1/4
SPWCI-12M-6P	12mm	3/8
SPWCI-12M-8P	12mm	1/2
SPWC-15M-8P	15mm	1/2
SPWCI-16M-8P	16mm	1/2
SPWCI-18M-8P	18mm	1/2

SMPWEI

Male Pipe Weld Elbow



Connects Tubing To Pipe

Part No.	Tube O.D.	Pipe Size
Fractional	Inch	Inch
SMPWEI-4-4P	1/4	1/4
SMPWEI-6-4P	3/8	1/4
SMPWEI-8-8P	1/2	1/2

SSWCI

Tube Socket Weld Connector



Connects Fractional Tubes

Part No.	Tube O.D.
Fractional	Inch
SSWC-2	1/8
SSWCI-4	1/4
SSWCI-6	3/8
SSWCI-8	1/2
SSWCI-12	3/4
SSWCI-16	1

SSWEI

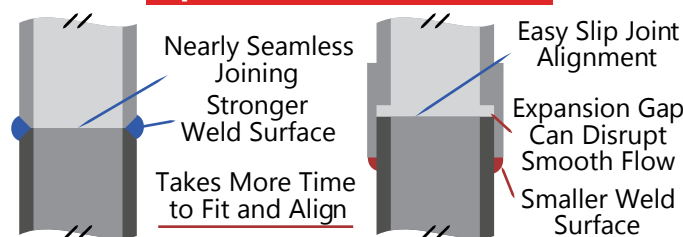
Tube Socket Weld Elbow



Connects Fractional Tubes

Part No.	Tube O.D.
Fractional	Inch
SSWCI-4	1/4
SSWCI-6	3/8
SSWCI-8	1/2
SSWCI-12	3/4
SSWCI-16	1

Pipe Weld Vs Socket Weld



SP PLUG



Seals Unused
Tube Fitting Port

Part No.	Tube O.D.
Fractional	Inch
SP-2	1/8
SP-3	3/16
SP-4	1/4
SP-5	5/16
SP-6	3/8
SP-8	1/2
SP-10	5/8
SP-12	3/4
SP-14	7/8
SP-16	1
Metric	Millimeter
SP-2M	2mm
SP-3M	3mm
SP-4M	4mm
SP-6M	6mm
SP-8M	8mm
SP-10M	10mm
SP-12M	12mm
SP-15M	15mm
SP-16M	16mm
SP-18M	18mm
SP-20M	20mm
SP-22M	22mm
SP-25M	25mm

SCI Tube Cap



Seals Open Tubing Ends

Part No.	Tube O.D.
Fractional	Inch
SC-1	1/16
SC-2	1/8
SC-3	3/16
SCI-4	1/4

SCI - Continued

SCI-5	5/16
SCI-6	3/8
SCI-8	1/2
SCI-10	5/8
SCI-12	3/4
SCI-14	7/8
SCI-16	1
Metric	Millimeter
SC-2M	2mm
SC-3M	3mm
SC-4M	4mm
SCI-6M	6mm
SCI-8M	8mm
SCI-10M	10mm
SCI-12M	12mm
SC-15M	15mm
SCI-16M	16mm
SCI-18M	18mm
SCI-20M	20mm
SC-22M	22mm
SCI-25M	25mm

SNI Compression Nut



Part No.	Tube O.D.
Fractional	Inch
SN-1	1/16
SN-2	1/8
SN-3	3/16
SNI-4	1/4
SNI-5	5/16
SNI-6	3/8
SNI-8	1/2
SNI-10	5/8
SNI-12	3/4
SNI-14	7/8
SNI-16	1
Metric	Millimeter
SN-2M	2mm
SN-3M	3mm
SN-4M	4mm
SNI-6M	6mm
SNI-8M	8mm

SNI - Continued

SNI-10M	10mm
SNI-12M	12mm
SN-14M	14mm
SNI-15M	15mm
SNI-16M	16mm
SNI-18M	18mm
SN-20M	20mm
SNI-22M	22mm
SN-25M	25mm

S1FS Single Ferrule



Part No.	Tube O.D.
Fractional	Inch
S1FS-4	1/4
S1FS-6	3/8
S1FS-8	1/2

SFS Double Ferrule Set



Part No.	Tube O.D.
Fractional	Inch
SFS-1	1/16
SFS-2	1/8
SFS-3	3/16
SFS-4	1/4
SFS-5	5/16
SFS-6	3/8
SFS-8	1/2
SFS-10	5/8
SFS-12	3/4
SFS-14	7/8
SFS-16	1
Metric	Millimeter
SFS-2M	2mm
SFS-3M	3mm
SFS-4M	4mm
SFS-6M	6mm
SFS-8M	8mm
SFS-10M	10mm
SFS-12M	12mm

SFS - Continued

SFS-15M	15mm
SFS-16M	16mm
SFS-18M	18mm
SFS-20M	20mm
SFS-22M	22mm
SFS-25M	25mm

SI Insert



Prevents Crushing for
Poly Tubing

Part No.	Tube O.D.	Tube I.D.	Bore I.D.
Fractional	Inch	Inch	MM
SI-3-2	3/16	1/8	2.28
SI-4-2	1/4	1/8	2.28
SI-4-3	1/4	3/16	3.55
SI-5-2	5/16	1/8	2.28
SI-5-3	5/16	3/16	3.04
SI-5-4	5/16	1/4	4.82
SI-6-3	3/8	3/16	3.04
SI-6-4	3/8	1/4	4.82
SI-8-4	1/2	1/4	4.82
SI-8-6	1/2	3/8	7.87
SI-10-6	5/8	3/8	7.87
SI-10-8	5/8	1/2	11.17
SI-12-8	3/4	1/2	11.17
SI-12-10	3/4	5/8	14.22
SI-16-12	1	3/4	17.52

SVP

Vent Protector



Part No.	Thread Type
Fractional	NPT
SVP-4N	1/4
SVP-6N	3/8
SVP-8N	1/2
SVP-12N	3/4

Notes

Tube Fittings

Instrument Fittings

Mako Valves

Superlok Valves

Additional Series



INSTRUMENTATION FITTINGS

Standard Material:
316 Stainless Steel

For the full list of available materials see page 5.


NPT Pressure Ratings

Size	Male	Female
1/16"	11,000	6,700
1/8"	10,000	6,500
1/4"	8,000	6,600
3/8"	7,800	5,300
1/2"	7,700	4,900
3/4"	7,300	4,600
1"	5,300	4,400

(316 Stainless NPT)

NPT, ISO Parallel, and ISO Tapered thread available.

Instrumentation fittings are manufactured with a fit and finish like none other. Through use of superior forging and machining processes, Superlok Instrumentation Fittings are the finest threaded stainless steel fittings available.



ICN Close Nipple



Part No.	Thread Size
NPT	Male
ICN-2N	1/8
ICN-4N	1/4
ICN-6N	3/8
ICN-8N	1/2
ICN-12N	3/4
ICN-16N	1

IHN Hex Nipple



Part No.	Thread Size
NPT	Male
IHN-2N	1/8
IHN-4N	1/4

IHN - Continued		
IHN-6N	3/8	
IHN-8N	1/2	
IHN-12N	3/4	
IHN-16N	1	
NPT to ISO Par.	Male NPT	Male ISO Par.
IHN-2N-2G	1/8	1/8
IHN-4N-4G	1/4	1/4
IHN-6N-6G	3/8	3/8
IHN-8N-8G	1/2	1/2
IHN-12N-12G	3/4	3/4
IHN-16N-16G	1	1

IHLN Hex Long Nipple



Available in 2" - 8" Lengths
Call for availability or custom sizing.

Part No.	Thread Size
NPT	Male
IHLN-2N	1/8

IHLN - Continued	
IHLN-4N	1/4
IHLN-6N	3/8
IHLN-8N	1/2
IHLN-12N	3/4
IHLN-16N	1

IHRN Hex Reducing Nipple



Part No.	Thread Size	Reduced Thread Size
NPT	Male	Male
IHRN-2N-1N	1/8	1/16
IHRN-4N-2N	1/4	1/8
IHRN-6N-2N	3/8	1/8
IHRN-6N-4N	3/8	1/4
IHRN-8N-2N	1/2	1/8
IHRN-8N-4N	1/2	1/4
IHRN-8N-6N	1/2	3/8
IHRN-12N-4N	3/4	1/4
IHRN-12N-8N	3/4	1/2
IHRN-16N-4N	1	1/4

IHRN - Continued		
IHRN-16N-8N	1	1/2
IHRN-16N-12N	1	3/4

IA Adapter



Part No.	Thread Size	
NPT	Male to Female	
IA-2N	1/8	
IA-4N	1/4	
IA-6N	3/8	
IA-8N	1/2	
IA-12N	3/4	
IA-16N	1	
ISO Par. to NPT	Male ISO Par.	Female NPT
IA-2G-2N	1/8	1/8
IA-4G-4N	1/4	1/4
IA-6G-6N	3/8	3/8
IA-8G-8N	1/2	1/2
IA-12G-12N	3/4	3/4
IA-16G-16N	1	1

IRA

Reducing Adapter



Part No.	Thread Size	Thread Size
NPT	Male	Female
IRA-2N-4N	1/8	1/4
IRA-2N-6N	1/8	3/8
IRA-2N-8N	1/8	1/2
IRA-4N-6N	1/4	3/8
IRA-4N-8N	1/4	1/2
IRA-4N-12N	1/4	3/4
IRA-4N-16N	1/4	1
IRA-6N-8N	3/8	1/2
IRA-6N-12N	3/8	3/4
IRA-8N-12N	1/2	3/4
IRA-8N-16N	1/2	1
IRA-12N-16N	3/4	1

IHC

Hex Coupling



Part No.	Thread Size
NPT	Female
ICN-2N	1/8
ICN-4N	1/4
ICN-6N	3/8
ICN-8N	1/2
ICN-12N	3/4
ICN-16N	1

IHRC

Hex Reducing Coupling



Part No.	Thread Size	Thread Size
NPT	Female	Female
IHRC-4N-2N	1/4	1/8
IHRC-6N-4N	3/8	1/4
IHRC-8N-2N	1/2	1/8
IHRC-8N-4N	1/2	1/4
IHRC-8N-6N	1/2	3/8
IHRC-12N-4N	3/4	1/4
IHRC-12N-8N	3/4	1/2
IHRC-16N-8N	1	1/2
IHRC-16N-12N	1	3/4

IRHB

Reducing Hex Bushing



Part No.	Thread Size	Thread Size
NPT	Male	Female
IRHB-4N-2N	1/4	1/8
IRHB-6N-2N	3/8	1/8
IRHB-6N-4N	3/8	1/4
IRHB-8N-2N	1/2	1/8
IRHB-8N-4N	1/2	1/4
IRHB-8N-6N	1/2	3/8
IRHB-12N-4N	3/4	1/4
IRHB-12N-6N	3/4	3/8
IRHB-12N-8N	3/4	1/2
IRHB-16N-4N	1	1/4
IRHB-16N-6N	1	3/8
IRHB-16N-8N	1	1/2
IRHB-16N-12N	1	3/4

IPP

Pipe Plug



Part No.	Thread Size
NPT	Male
IPP-2N	1/8
IPP-4N	1/4

IPP - Continued

IPP-6N	3/8
IPP-8N	1/2
IPP-12N	3/4
IPP-16N	1

IPC

Pipe Cap



Part No.	Thread Size
NPT	Female
IPC-2N	1/8
IPC-4N	1/4
IPC-6N	3/8
IPC-8N	1/2
IPC-12N	3/4
IPC-16N	1

IFE

Female Elbow



Part No.	Thread Size
NPT	Female
IFE-2N	1/8
IFE-4N	1/4
IFE-6N	3/8
IFE-8N	1/2
IFE-12N	3/4
IFE-16N	1

ISE

Street Elbow



Part No.	Thread Size
NPT	Male to Female
ISE-2N	1/8
ISE-4N	1/4
ISE-6N	3/8

ISE - Continued

ISE-8N	1/2
ISE-12N	3/4
ISE-16N	1

IRSE

Reducing Street Elbow



Part No.	Thread Size	Thread Size
NPT	Female	Male
IRSE-2N-1N	1/8	1/16
IRSE-4N-2N	1/4	1/8
IRSE-6N-4N	3/8	1/4
IRSE-8N-4N	1/2	1/4
IRSE-8N-6N	1/2	3/8
IRSE-12N-8N	3/4	1/2
IRSE-16N-8N	1	1/2

IME

Male Elbow



Part No.	Thread Size
NPT	Male
IME-2N	1/8
IME-4N	1/4
IME-6N	3/8
IME-8N	1/2
IME-12N	3/4
IME-16N	1

IFT

Female Tee



Part No.	Thread Size
NPT	Female
IFT-2N	1/8

IFT - Continued

IFT-4N	1/4
IFT-6N	3/8
IFT-8N	1/2
IFT-12N	3/4
IFT-16N	1

IMT - Continued

IMT-6N	3/8
IMT-8N	1/2
IMT-12N	3/4
IMT-16N	1

Notes

IBT

Branch Tee



Part No.	Thread Size
NPT	Male to Female
IBT-2N	1/8
IBT-4N	1/4
IBT-6N	3/8
IBT-8N	1/2
IBT-12N	3/4
IBT-16N	1

IFC

Female Cross



Part No.	Thread Size
NPT	Female
IFC-2N	1/8
IFC-4N	1/4
IFC-6N	3/8
IFC-8N	1/2
IFC-12N	3/4
IFC-16N	1

IRT

Run Tee



Part No.	Thread Size
NPT	Male to Female
IRT-2N	1/8
IRT-4N	1/4
IRT-6N	3/8
IRT-8N	1/2
IRT-12N	3/4
IRT-16N	1

IMT

Male Tee



Part No.	Thread Size
NPT	Male
IMT-2N	1/8
IMT-4N	1/4



MAKO PRODUCTS VALVES

Mako Products has built a reputation as “The Source” for superior quality valves and fittings. The Mako lines of needle valves and ball valves have demonstrated proven track records as top performers in a wide range of industries. This, combined with a market leading value gives users the advantage in price and performance.

Mako Products
Tough Under Pressure!



Needle Valves

Standard 6,000 - 10,000 PSI



Available in 316 Stainless ●
or Carbon ● Steel

Part No.	NPT Size	NPT Size
6,000 PSI		
Stainless	Female	Female
NS6S2F2F	1/4	1/4
NS6S3F3F	3/8	3/8
NS6S4F4F	1/2	1/2
NS6S6F6F	3/4	3/4

Standard - Continued			
NS6S8F8F	1	1	
Stainless	Male	Female	
NS6S2M2F	1/4	1/4	
NS6S3M3F	3/8	3/8	
NS6S4M2F	1/2	1/4	
NS6S4M4F	1/2	1/2	
NS6S6M6F	3/4	3/4	
NS6S8M8F	1	1	
Carbon	Female	Female	
NC6S2F2F	1/4	1/4	
NC6S4F4F	1/2	1/2	
NC6S6F6F	3/4	3/4	
NC6S8F8F	1	1	
Carbon	Male	Female	
NC6S2M2F	1/4	1/4	
NC6S3M3F	3/8	3/8	
NC6S4M2F	1/2	1/4	
NC6S4M4F	1/2	1/2	
NC6S6M6F	3/4	3/4	
NC6S8M8F	1	1	
10,000 PSI			
Stainless	Female	Female	
NS10S2F2F	1/4	1/4	

Standard - Continued			
NS10S4F4F	1/2	1/2	
NS10S6F6F	3/4	3/4	
NS10S8F8F	1	1	
Stainless	Male	Female	
NS10S2M2F	1/4	1/4	
NS10S2M4F	1/4	1/2	
NS10S3M3F	3/8	3/8	
NS10S4M2F	1/2	1/4	
NS10S4M4F	1/2	1/2	
NS10S6M6F	3/4	3/4	
NS10S8M8F	1	1	
Carbon	Female	Female	
NC10S2F2F	1/4	1/4	
NC10S4F4F	1/2	1/2	
NC10S6F6F	3/4	3/4	
NC10S8F8F	1	1	
Carbon	Male	Female	
NC10S2M2F	1/4	1/4	
NC10S2M4F	1/4	1/2	
NC10S4M2F	1/2	1/4	
NC10S4M4F	1/2	1/2	
NC10S6M6F	3/4	3/4	
NC10S8M8F	1	1	

Bleed 6,000 PSI



Available in 316 Stainless ●
or Carbon ● Steel

Part No.	NPT Size	NPT Size
Stainless	Male	Female
NS6B2M2F	1/4	1/4
NS6B4M4F	1/2	1/2
NS6B6M6F	3/4	3/4
Carbon	Female	Female
NC6B4F4F	1/2	1/2
Carbon	Male	Female
NC6B2M2F	1/4	1/4
NC6B4M4F	1/2	1/2
NC6B8M8F	1	1

Mako Valves

Superlok Valves

Additional Series

90° Angle

6,000 - 10,000 PSI



Available in 316 Stainless ● or Carbon ● Steel

Part No.	NPT Size	NPT Size
6,000 PSI		
Stainless	Male	Female
NS6A2M2F	1/4	1/4
NS6A4M4F	1/2	1/2
Carbon	Male	Female
NC6A2M2F	1/4	1/4
NC6A4M4F	1/2	1/2
10,000 PSI		
Stainless	Male	Female
NS10A2M2F	1/4	1/4
NS10A4M4F	1/2	1/2
Carbon	Male	Female
NC10A2M2F	1/4	1/4
NC10A4M4F	1/2	1/2

Multi Port

6,000 - 10,000 PSI



Available in 316 Stainless ● or Carbon ● Steel

Part No.	NPT Size	NPT Size
6,000 PSI		
Stainless	Male	Female
NS6G4M4F	1/2	1/2
NS6G6M4F	3/4	1/2
NS6G6M6F	3/4	3/4
Carbon	Male	Female
NC6G4M4F	1/2	1/2

Multi Port - Continued

10,000 PSI		
Stainless	Male	Female
NS10G4M4F	1/2	1/2
NS10G6M4F	3/4	1/2
Carbon	Male	Female
NC10G4M4F	1/2	1/2

Double Block & Bleed

10,000 PSI



Available in 316 Stainless ●

Part No.	NPT Size	NPT Size
Stainless	Male	Female
NS10D4M4F	1/2	1/2

Mini Needle

Tee Handle
6,000 PSI



Available in 316 Stainless ● or Carbon ● Steel

Part No.	NPT Size	NPT Size
Stainless	Female	Female
MTS2F2F	1/4	1/4
Stainless	Male	Female
MTS2M2F	1/4	1/4
Stainless	Male	Male
MTS2M2M	1/4	1/4
Carbon	Female	Female
MTC2F2F	1/4	1/4
Carbon	Male	Female
MTC2M2F	1/4	1/4
Carbon	Male	Male
MTC2M2M	1/4	1/4

Slim Mini

Tee Handle
6,000 PSI



Available in 316 Stainless ●

Part No.	NPT Size	NPT Size
Stainless	Male	Female
MSS2M2F	1/4	1/4

Angled Mini

Tee Handle
6,000 PSI



Available in 316 Stainless ● or Carbon ● Steel

Part No.	NPT Size	NPT Size
Stainless	Male	Female
MTSA2M2F	1/4	1/4
Carbon	Male	Female
MTCA2M2F	1/4	1/4

Mini Needle

Round Handle
6,000 PSI



Available in 316 Stainless ● or Carbon ● Steel

Part No.	NPT Size	NPT Size
Stainless	Female	Female
MRS2F2F	1/4	1/4
Stainless	Male	Female
MRS2M2F	1/4	1/4

Round Mini Needle - Continued

Stainless	Male	Male
MRS2M2M	1/4	1/4
Carbon	Female	Female
MRC2F2F	1/4	1/4
Carbon	Male	Female
MRC2M2F	1/4	1/4

Ball Valves

1000S

1,000 PSI Full Port



Available in 316 Stainless ●

Part No.	NPT Size	NPT Size
Stainless	Female	Female
1000S02	1/4	1/4
1000S03	3/8	3/8
1000S04	1/2	1/2
1000S06	3/4	3/4
1000S08	1	1
1000S010	1-1/4	1-1/4
1000S012	1-1/2	1-1/2
1000S016	2	2
1000S024	3	3

2000S02

2,000 PSI



Available in 316 Stainless ●

Part No.	NPT Size	NPT Size
Stainless	Male	Female
2000S02	1/4	1/4

2017

1,000-2,000 PSI
Reduced Port



Available in 316 Stainless ●
or Carbon ● Steel

Part No.	NPT Size	NPT Size
1K PSI Stainless Female Female		
2017KS02	1/4	1/4
2017KS03	3/8	3/8
2017KS04	1/2	1/2
2017KS06	3/4	3/4
2017KS08	1	1
2017KS10	1-1/4	1-1/4
2017KS12	1-1/2	1-1/2
2017KS16	2	2
2017KS24	3	3
2017KS32	4	4
2K PSI Carbon Female Female		
2017C02	1/4	1/4
2017C03	3/8	3/8
2017C04	1/2	1/2
2017C06	3/4	3/4
2017C08	1	1
2017C10	1-1/4	1-1/4
2017C12	1-1/2	1-1/2
2017C16	2	2

2006HL

2,000 PSI Full Port



Available in 316 Stainless ●
or Carbon ● Steel

Part No.	NPT Size	NPT Size
Stainless Female Female		
2006HLS02	1/4	1/4
2006HLS03	3/8	3/8
2006HLS04	1/2	1/2
2006HLS06	3/4	3/4
2006HLS08	1	1

2006HL - Continued

2006HLS10	1-1/4	1-1/4
2006HLS12	1-1/2	1-1/2
2006HLS16	2	2
2006HLS24	3	3
2006HLS32	4	4
Carbon Female Female		
2006HLC02	1/4	1/4
2006HLC03	3/8	3/8
2006HLC04	1/2	1/2
2006HLC06	3/4	3/4
2006HLC08	1	1
2006HLC10	1-1/4	1-1/4
2006HLC12	1-1/2	1-1/2
2006HLC16	2	2
2006HLC24	3	3
2006HLC32	4	4

3600

3,600 PSI
Fire Safe



Available in 316 Stainless ●
or Carbon ● Steel

Part No.	NPT Size	NPT Size
Stainless Female Female		
3600S02	1/4	1/4
3600S03	3/8	3/8
3600S04	1/2	1/2
3600S06	3/4	3/4
3600S08	1	1
3600S10	1-1/4	1-1/4
3600S12	1-1/2	1-1/2
3600S16	2	2
Carbon Female Female		
3600C02	1/4	1/4
3600C03	3/8	3/8
3600C04	1/2	1/2
3600C06	3/4	3/4
3600C08	1	1
3600C10	1-1/4	1-1/4
3600C12	1-1/2	1-1/2
3600C16	2	2

6000

6,000 PSI
Fire Safe



Available in 316 Stainless ●
or Carbon ● Steel

Part No.	NPT Size	NPT Size
Stainless Female Female		
6000S02	1/4	1/4
6000S03	3/8	3/8
6000S04	1/2	1/2
6000S06	3/4	3/4
6000S08	1	1
6000S10	1-1/4	1-1/4
6000S12	1-1/2	1-1/2
6000S16	2	2
Carbon Female Female		
6000C02	1/4	1/4
6000C03	3/8	3/8
6000C04	1/2	1/2
6000C06	3/4	3/4
6000C08	1	1
6000C10	1-1/4	1-1/4
6000C12	1-1/2	1-1/2
6000C16	2	2

2006 ISO

1,500-2,000 PSI
Isolator valve



Available in 316 Stainless ●
or Carbon ● Steel

Part No.	NPT Size	NPT Size	NPT Size
Stainless Male Fml Iso			
2006S-ISO-08N-02N 2,000 PSI	1	1	1/4
2006S-ISO-16N-02N 1,500 PSI	2	2	1/4
Carbon Male Fml Iso			
2006C-ISO-08N-02N 2,000 PSI	1	1	1/4
2006C-ISO-16N-02N 1,500 PSI	2	2	1/4

3600 and 6000 series fire safe valves are all full port except for their 2" versions which have reduced size ports.

2006SR

2,000 PSI
Spring Return



Available in 316 Stainless ●

Part No.	NPT Size	NPT Size
Stainless Female Female		
2006SR02	1/4	1/4
2006SR03	3/8	3/8

Check Valves

ICS

Inline Check Valve



Available in 316 Stainless ●
or Brass Upon Request

Part No.	Inlet Size	Outlet Size
NPT Female Female		
ICS62F2F	1/4	1/4
ICS63F3F	3/8	3/8
ICS64F4F	1/2	1/2
NPT Male Female		
ICS61M1F	1/8	1/8
ICS61M2F	1/8	1/4
ICS62M2F	1/4	1/4
ICS64M4F	1/2	1/2
ICS66M6F	3/4	3/4
ICS68M8F	1	1



SUPERLOK VALVES

Superlok's precision instrumentation valves have set the industry standard. Through decades of development, refinement, and experience, our valves have been engineered to perform flawlessly. From ball valves to relief valves and needle valves, Superlok manufactures the right valve for your job. When it has to work right the first time and every time, you can count on Superlok valves to perform.



EVERY VALVE IS FACTORY PRESSURE TESTED



Available valve types include:

Check Valves, Manifold Valves, Ball Valves, Needle Valves, Globe Valves, Relief Valves, Excess Flow Valves, High Pressure Valves, Plug Valves, Toggle Valves, Bleed Valves, Purge Valves, Cryogenic Valves, Gate Valves, Block & Bleed Valves, Monoflange Valves, and Key Operated Valves.



Needle Valves

SINV Integral Bonnet



Part No.	Inlet Size	Outlet Size
NPT	Female	Female
SINV1-F2N	1/8	1/8
SINV3-F4N	1/4	1/4
SINV4-F8N	1/2	1/2
NPT	Male	Male
SINV1-M2N	1/8	1/8

SINV - Continued		
SINV1-M4N	1/4	1/4
SINV2-M4N	1/4	1/4
SINV3-M6N	3/8	3/8
SINV4-M8N	1/2	1/2
NPT	Male	Female
SINV3-M4N-F4N	1/4	1/4
SINV4-M8N-F8N	1/2	1/2
Tube	Tube	Tube
SINV1-S2	1/8	1/8
SINV1-S3M	3mm	3mm
SINV12-S4	1/4	1/4
SINV12-S6M	6mm	6mm
SINV12-S8M	8mm	8mm
SINV13-S6	3/8	3/8
SINV13-S8	1/2	1/2
SINV13-S10M	10mm	10mm
SINV13-S12M	12mm	12mm
SINV14-S8	1/2	1/2
SINV14-S12	3/4	3/4
NPT to Tube	Male	Tube
SINV1-M2N-S2	1/8	1/8
SINV12-M4N-S4	1/4	1/4
SINV13-M4N-S6	1/4	3/8
SINV13-M6N-S6	3/8	3/8
SINV13-M6N-S8	3/8	1/2

SINV Standard Material: 316L Stainless Steel
For a full list of available materials see Page 5

Standard Stem Type: Regulating
Optional Stem Types: Vee

SUNV Union Bonnet



Part No.	Inlet Size	Outlet Size
NPT	Female	Female
SUNV1-F2N	1/8	1/8
SUNV1-F4N	1/4	1/4
SUNV2-F4N	1/4	1/4
SUNV2-F6N	3/8	3/8

SUNV - Continued		
SUNV3-F8N	1/2	1/2
SUNV3-F12N	3/4	3/4
SUNV3-F16N	1	1
NPT	Male	Male
SUNV1-M2N	1/8	1/8
NPT	Male	Female
SUNV1-M4N-F4N	1/4	1/4
SUNV3-M8N-F8N	1/2	1/2
SUNV3-M12N-F12N	3/4	3/4
SUNV3-M16N-F16N	1	1
Tube	Tube	Tube
SUNV11-S4	1/4	1/4
SUNV11-S6M	6mm	6mm
SUNV11-S8M	8mm	8mm
SUNV12-S6	3/8	3/8
SUNV12-S8	1/2	1/2
SUNV12-S10M	10mm	10mm
SUNV12-S12M	12mm	12mm
SUNV13-S8	1/2	1/2
SUNV13-S12	3/4	3/4
SUNV13-S16	1	1
SUNV13-S12M	12mm	12mm
Socket Weld	Tube	Tube
SUNV1-SW4T	1/4	1/4
SUNV2-SW6T	3/8	3/8

Superlok Valves

Additional Series

SUNV - Continued		
SUNV2-SW8T	1/2	1/2
SUNV3-SW8T	1/2	1/2
SUNV3-SW12T	3/4	3/4
Socket Weld	Pipe	Pipe
SUNV2-SW4P	1/4	1/4
SUNV3-SW8P	1/2	1/2

SUNV Standard Material:
316L Stainless Steel
 For a full list of available materials see Page 5

Standard Stem Type:
Regulating
 Optional Stem Types:
 Non Rotating, Vee, and Soft Seat

SBNV Integral Bonnet Bar Stock



Part No.	Inlet Size	Outlet Size
NPT	Female	Female
SBNV1-F4N	1/4	1/4
SBNV2-F6N	3/8	3/8
SBNV2-F8N	1/2	1/2
NPT	Male	Male
SBNV1-M4N	1/4	1/4
NPT	Male	Female
SBNV1-M4N-F4N	1/4	1/4
SBNV2-M6N-F6N	3/8	3/8
SBNV2-M8N-F8N	1/2	1/2
SBNV2-M12N-F8N	3/4	1/2
Tube	Tube	Tube
SBNV1-S4	1/4	1/4
SBNV2-S6	3/8	3/8
SBNV2-S8	1/2	1/2
NPT To Tube	Male	Tube
SBNV1-M4N-S4	1/4	1/4
SBNV1-M6N-S8	3/8	1/2

SBNV Standard Material:
316L Stainless Steel
 For a full list of available materials see Page 5
Standard Stem Type:
Vee
 Optional Stem Types:
 Soft Seat

Ball Valves

SBVI120H One-Piece



Part No.	Inlet Size	Outlet Size
NPT	Female	Female
SBV120H1-F2N	1/8	1/8
SBV120H2-F4N	1/4	1/4
SBV120H3-F4N	1/4	1/4
SBV120H3-F6N	3/8	3/8
SBV120H4-F8N	1/2	1/2
NPT	Male	Male
SBV120H2-M4N	1/4	1/4
Tube	Tube	Tube
SBV120H1-S1	1/16	1/16
SBV120H1-S3M	3mm	3mm
SBV120H1-S2	1/8	1/8
SBVI120H1-S6M	6mm	6mm
SBVI120H1-S4	1/4	1/4
SBVI120H2-S6M	6mm	6mm
SBVI120H2-S4	1/4	1/4
SBVI120H2-S8M	8mm	8mm
SBVI120H2-S6	3/8	3/8
SBVI120H3-S6	3/8	3/8
SBVI120H3-S10M	10mm	10mm
SBVI120H4-S12M	12mm	12mm
SBVI120H4-S8	1/2	1/2
SBVI120H4-S12	3/4	3/4
NPT to Tube	Male	Tube
SBVI120H2-M4N-S4	1/4	1/4
ISO Tapered	Female	Female
SBV120H2-F4R	1/4	1/4
SBV120H3-F6R	3/8	3/8
SBV120H4-F8R	1/2	1/2

SBVI Standard Material:
316L Stainless Steel
 For a full list of available materials see Page 5

SBVI120H One-Piece 3-Way



Part No.	Inlet Size	Outlet Size
NPT	Female	Female
SBV120H13-F2N	1/8	1/8
SBV120H23-F4N	1/4	1/4
SBV120H33-F4N	1/4	1/4
SBV120H33-F6N	3/8	3/8
SBV120H43-F8N	1/2	1/2
Tube	Tube	Tube
SBV120H13-S1	1/16	1/16
SBV120H13-S3M	3mm	3mm
SBV120H13-S2	1/2	1/2
SBVI120H13-S6M	6mm	6mm
SBVI120H13-S4	1/4	1/4
SBVI120H23-S6M	6mm	6mm
SBVI120H23-S4	1/4	1/4
SBVI120H23-S8M	8mm	8mm
SBVI120H33-S6	3/8	3/8
SBVI120H33-S10M	10mm	10mm
SBVI120H43-S12M	12mm	12mm
SBVI120H43-S8	1/2	1/2
SBVI120H43-S12	3/4	3/4
NPT to Tube	Male	Tube
SBV120H23-M4N-S4	1/4	1/4
ISO Tapered	Female	Female
SBV120H23-F4R	1/4	1/4
SBV120H33-F6R	3/8	3/8
SBV120H43-F8R	1/2	1/2

SBVI210 Two-Piece



Part No.	Inlet Size	Outlet Size
NPT	Female	Female
SBV210-F4N	1/4	1/4

SBV210 - Continued

SBV210-F6N	3/8	3/8
SBV210-F8N	1/2	1/2
SBV210-F12N	3/4	3/4
SBV210-F16N	1	1
Tube	Tube	Tube
SBVI210-S6M	6mm	6mm
SBVI210-S4	1/4	1/4
SBVI210-S10M	10mm	10mm
SBVI210-S6	3/8	3/8
SBVI210-S12M	12mm	12mm
SBVI210-S8	1/2	1/2
SBVI210-S16M	16mm	16mm
SBVI210-S10	5/8	5/8
SBVI210-S12	3/4	3/4
SBVI210-S16	1	1

SBVI Standard Material:
316L Stainless Steel
 For a full list of available materials see Page 5

SBVTI210 Two-Piece Tee



Part No.	Inlet Size	Outlet Size
Tube	Tube	Tube
SBVTI210-S4	1/4	1/4
SBVTI210-S6	3/8	3/8
SBVTI210-S8	1/2	1/2
SBVTI210-S12	3/4	3/4
SBVTI210-S16	1	1

SBVFI360 Forged High Pressure



Part No.	Inlet Size	Outlet Size
NPT	Female	Female
SBVF3601-F2N	1/8	1/8

SBVF360 - Continued		
SBVF3602-F4N	1/4	1/4
SBVF3603-F6N	3/8	3/8
SBVF3603-F8N	1/2	1/2
NPT	Male	Male
SBVF3601-M2N	1/8	1/8
SBVF3601-M4N	1/4	1/4
SBVF3602-M4N	1/4	1/4
SBVF3602-M6N	3/8	3/8
SBVF3603-M8N	1/2	1/2
Tube	Tube	Tube
SBVF3601-S2	1/8	1/8
SBVFI3601-S4	1/4	1/4
SBVF3601-S3M	3mm	3mm
SBVFI3602-S4	1/4	1/4
SBVFI3602-S6	3/8	3/8
SBVFI3602-S6M	6mm	6mm
SBVFI3602-S8M	8mm	8mm
SBVFI3602-S10M	10mm	10mm
SBVFI3603-S8	1/2	1/2
SBVFI3603-S12	3/4	3/4
SBVFI3603-S12M	12mm	12mm
SBVFI3603-S16M	16mm	16mm

SBVF360 series valves are available in 316 Stainless Steel only.

SBVF360 - Continued		
SBVFI36013-S4	1/4	1/4
SBVF36013-S3M	3mm	3mm
SBVFI36023-S4	1/4	1/4
SBVF36023-S6	3/8	3/8
SBVFI36023-S6M	6mm	6mm
SBVFI36023-S8M	8mm	8mm
SBVFI36023-S10M	10mm	10mm
SBVFI36033-S8	1/2	1/2
SBVFI36033-S12	3/4	3/4
SBVFI36033-S12M	12mm	12mm
SBVFI36033-S16M	16mm	16mm

SBTI
Trunnion Ball Valve
6,000 PSI **SUPERLOK®**



Part No.	Inlet Size	Outlet Size
NPT	Female	Female
SBT2-F2N	1/8	1/8
SBT2-F4N	1/4	1/4
Tube	Tube	Tube
SBTI2-S4	1/2	1/4
SBTI2-S6	3/8	3/8
SBTI2-S8	1/2	1/2
SBTI2-S6M	6mm	6mm
SBTI2-S8M	8mm	8mm
SBTI2-S10M	10mm	10mm
SBTI2-S12M	12mm	2mm

SBTI3
Trunnion 3-Way Valve
6,000 PSI **SUPERLOK®**



Part No.	Inlet Size	Outlet Size
NPT	Female	Female
SBT3-F2N	1/8	1/8
SBT3-F4N	1/4	1/4

SBTI - Continued		
Tube	Tube	Tube
SBTI3-S4	1/2	1/4
SBTI3-S6	3/8	3/8
SBTI3-S8	1/2	1/2
SBTI3-S6M	6mm	6mm
SBTI3-S8M	8mm	8mm
SBTI3-S10M	10mm	10mm
SBTI3-S12M	12mm	12mm

SBTHI
High Pressure Trunnion Ball Valve
10,000 PSI **SUPERLOK®**



Part No.	Inlet Size	Outlet Size
NPT	Female	Female
SBTH2-F2N	1/8	1/8
SBTH2-F4N	1/4	1/4
Tube	Tube	Tube
SBTHI2-S4	1/4	1/4
SBTHI2-S6	3/8	3/8
SBTHI2-S8	1/2	1/2
SBTHI2-S6M	6mm	6mm
SBTHI2-S8M	8mm	8mm
SBTHI2-S10M	10mm	10mm
SBTHI2-S12M	12mm	12mm

SBTHI3
High Pressure Trunnion 3-Way Valve
10,000 PSI **SUPERLOK®**



Part No.	Inlet Size	Outlet Size
NPT	Female	Female
SBTH3-F2N	1/8	1/8
SBTH3-F4N	1/4	1/4
Tube	Tube	Tube
SBTHI3-S4	1/4	1/4

SBTHI - Continued		
SBTHI3-S6	3/8	3/8
SBTHI3-S8	1/2	1/2
SBTHI3-S6M	6mm	6mm
SBTHI3-S8M	8mm	8mm
SBTHI3-S10M	10mm	10mm
SBTHI3-S12M	12mm	12mm

SWB320I
Swing Out Ball Valve
SUPERLOK®



Part No.	Inlet Size	Outlet Size
NPT	Female	Female
SWB3201-F2N	1/8	1/8
SWB3201-F4N	1/4	1/4
SWB3202-F6N	3/8	3/8
SWB3202-F8N	1/2	1/2
SWB3203-F12N	3/4	3/4
SWB3203-F16N	1	1
SWB3204-F20N	1-1/4	1-1/4
SWB3204-F24N	1-1/2	1-1/2
SWB3205-F32N	2	2
Tube	Tube	Tube
SWB3201I-S4	1/4	1/4
SWB3201I-S6	3/8	3/8
SWB3201I-S6M	6mm	6mm
SWB3201I-S8M	8mm	8mm
SWB3201I-S10M	10mm	10mm
SWB3202I-S8	1/2	1/2
SWB3202I-S12	3/4	3/4
SWB3202I-S12M	12mm	12mm
SWB3203I-S16	1	1
SWB3203I-S25M	25mm	25mm
SWB3203-S24	1-1/2	1-1/2
SWB3203-S32	2	2
ISO Tapered	Female	Female
SWB3201-F4R	1/4	1/4
SWB3202-F8R	1/2	1/2
SWB3203-F12R	3/4	3/4
SWB3203-F16R	1	1
SWB3204-F24R	1-1/2	1-1/2
SWB3205-F32R	2	2
Socket Weld	Tube	Tube
SWB3201-SW4T	1/4	1/4

SWB320 - Continued			
SWB3201-SW6T	3/8	3/8	
SWB3202-SW8T	1/2	1/2	
SWB3202-SW12T	3/4	3/4	
SWB3203-SW16T	1	1	
SWB3204-SW20T	1-1/4	1-1/4	
SWB3204-SW24T	1-1/2	1-1/2	
SWB3205-SW32T	2	2	
Socket Weld	PIPE	PIPE	
SWB3202-SW8P	1/2	1/2	
SWB3203-SW12P	3/4	3/4	
SWB3203-SW16P	1	1	
SWB3204-SW20P	1-1/4	1-1/4	
SWB3204-SW24P	1-1/2	1-1/2	
SWB3205-SW32P	2	2	

SWB320 series valves are also available in butt weld connection options. Call for sizing and availability. This valve comes in 316 stainless only.

SBVHI360

Three-Piece High Pressure
SUPERLOK®



Part No.	Inlet Size	Outlet Size
NPT	Female	Female
SBVH3601-F4N	1/4	1/4
SBVH3601-F6N	3/8	3/8
SBVH3601-F8N	1/2	1/2
SBVH3602-F8N	1/2	1/2
SBVH3602-F12N	3/4	3/4
SBVH3603-F12N	3/4	3/4
SBVH3603-F16N	1	1
NPT	Male	Male
SBVH3601-M4N	1/4	1/4
SBVH3601-M6N	3/8	3/8
SBVH3601-M8N	1/2	1/2
SBVH3603-M12N	3/4	3/4
SBVH3603-M16N	1	1
Tube	Tube	Tube
SBVHI3601-S4	1/4	1/4
SBVHI3601-S6	3/8	3/8
SBVHI3601-S8	1/2	1/2
SBVHI3602-S10	5/8	5/8

SBVHI360 - Continued			
SBVHI3602-S12	3/4	3/4	
SBVHI3603-S12	3/4	3/4	
SBVHI3603-S16	1	1	

SBVH Standard Material:
316L Stainless Steel
For a full list of available materials see Page 5

SBVHI360

Three-Piece High Pressure 3-Way
SUPERLOK®



Part No.	Inlet Size	Outlet Size
NPT	Female	Female
SBVH36013-F4N	1/4	1/4
SBVH36013-F6N	3/8	3/8
SBVH36013-F8N	1/2	1/2
SBVH36023-F8N	1/2	1/2
SBVH36023-F12N	3/4	3/4
SBVH36033-F12N	3/4	3/4
SBVH36033-F16N	1	1
Tube	Tube	Tube
SBVHI36013-S4	1/4	1/4
SBVHI36013-S6	3/8	3/8
SBVHI36013-S8	1/2	1/2
SBVHI36023-S10	5/8	5/8
SBVHI36023-S12	3/4	3/4
SBVHI36033-S12	3/4	3/4
SBVHI36033-S16	1	1

SPVI130

Plug Valve SUPERLOK®



Part No.	Inlet Size	Outlet Size
NPT	Female	Female
SPV131-F2N	1/8	1/8

SPVI - Continued			
SPV131-F4N	1/4	1/4	
SPV132-F4N	1/4	1/4	
SPV132-F8N	1/2	1/2	
NPT	Male	Male	
SPV131-M2N	1/8	1/8	
SPV131-M4N	1/4	1/4	
SPV132-M8N	1/2	1/2	
Tube	Tube	Tube	
SPV131-S2	1/8	1/8	
SPVI131-S4	1/4	1/4	
SPVI131-S6M	6mm	6mm	
SPVI132-S8M	8mm	8mm	
SPVI132-S10M	10mm	10mm	
SPVI132-S12M	12mm	12mm	
SPVI132-S6	3/8	3/8	
SPVI132-S8	1/2	1/2	
NPT	Male	Female	
SPV131-M4N-F4N	1/4	1/4	
NPT to Tube	Male	Tube	
SPVI131-M4N-S4	1/4	1/4	

SPV Standard Material:
316L Stainless Steel
For a full list of available materials see Page 5

Check Valves

SOCV

One-Piece Check Valve SUPERLOK®



Part No.	Inlet Size	Outlet Size
NPT	Female	Female
SOCV2-F4N	1/4	1/4
SOCV4-F8N	1/2	1/2
NPT	Male	Male
SOCV1-M4N	1/4	1/4
SOCV3-M8N	1/2	1/2
NPT	Male	Female
SOCV2-M4N-F4N	1/4	1/4
SOCV4-M8N-F8N	1/2	1/2

SOCV - Continued			
NPT	Female	Male	
SOCV2-F4N-M4N	1/4	1/4	
ISO Tapered	Female	Female	
SOCV2-F4R	1/4	1/4	
ISO Tapered	Male	Male	
SOCV1-M4R	1/4	1/4	

SOACV

One-Piece Adjustable Check Valve



Part No.	Inlet Size	Outlet Size
NPT	Female	Female
SOACV2-F4N	1/4	1/4
NPT	Male	Male
SOACV1-M4N	1/4	1/4
SOACV3-M8N	1/2	1/2
ISO Tapered	Male	Male
SOACV1-M4R	1/4	1/4
SOACV3-M8R	1/2	1/2

SPCVI

Check Valve 3,000 PSI
SUPERLOK®



Part No.	Inlet Size	Outlet Size
NPT	Female	Female
SPCV-F2N	1/8	1/8
SPCV-F4N	1/4	1/4
SPCV-F6N	3/8	3/8
SPCV-F8N	1/2	1/2
SPCV-F12N	3/4	3/4
SPCV-F16N	1	1
Tube	Tube	Tube
SPCV-S2	1/8	1/8
SPCVI-S4	1/4	1/4
SPCVI-S6	3/8	3/8
SPCVI-S8	1/2	1/2

SPCVI - Continued

SPCV-S10	5/8	5/8
SPCVI-S12	3/4	3/4
SPCVI-S16	1	1

SACVI
Adjustable Check Valve
SUPERLOK®



Part No.	Inlet Size	Outlet Size
Tube	Tube	Tube
SACVI-S4	1/4	1/4
SACVI-S6M	6mm	6mm
SACVI-S8M	8mm	8mm
NPT to Tube	Male	Tube
SACVI-M4N-S4	1/4	1/4

SHCVI
Check Valve
6,000 PSI
SUPERLOK®



Part No.	Inlet Size	Outlet Size
NPT	Female	Female
SHCV1-F4N	1/4	1/4
SHCV2-F6N	3/8	3/8
SHCV2-F8N	1/2	1/2
SHCV3-F12N	3/4	3/4
SHCV3-F16N	1	3/4
NPT	Male	Male
SHCV1-M2N	1/8	1/8
SHCV1-M4N	1/4	1/4
SHCV2-M6N	3/8	3/8
SHCV2-M8N	1/2	1/2
SHCV3-M12N	3/4	3/4
SHCV3-M16N	1	1
Tube	Tube	Tube
SHCV1-S2	1/8	1/8
SHCVI1-S4	1/4	1/4
SHCVI1-S6M	6mm	6mm
SHCVI2-S6	3/8	3/8

SHCV - Continued

SHCVI2-S8	1/2	1/2
SHCVI2-S8M	8mm	8mm
SHCVI2-S10M	10mm	10mm
SHCVI2-S12M	12mm	12mm
SHCVI3-S12	3/4	3/4
SHCVI3-S16	1	1
SHCV3-S22M	22mm	22mm
SHCVI3-S25M	25mm	25mm

SEFVI
Industrial Excess Flow Valve
SUPERLOK®



Part No.	Inlet Size	Outlet Size
NPT	Female	Female
SEFV1-F2N	1/8	1/8
SEFV1-F4N	1/4	1/4
SEFV2-F6N	3/8	3/8
SEFV2-F8N	1/2	1/2
NPT	Male	Male
SEFV1-M2N	1/8	1/8
SEFV1-M4N	1/4	1/4
SEFV2-M6N	3/8	3/8
SEFV2-M8N	1/2	1/2
NPT	Male	Female
SEFV1-M4N-F4N	1/4	1/4
SEFV2-M6N-F6N	3/8	3/8
SEFV2-M8N-F8N	1/2	1/2
Tube	Tube	Tube
SEFVI1-S4	1/4	1/4
SEFVI1-S6M	6mm	6mm
SEFVI2-S6	3/8	3/8
SEFVI2-S8	1/2	1/2
SEFVI2-S8M	8mm	8mm
SEFVI2-S10M	10mm	10mm
SEFVI2-S12M	12mm	12mm
NPT to Tube	Male	Tube
SEFVI1-M4N-S4	1/4	1/4
SEFVI1-M8N-S6	1/2	3/8
SEFVI1-M8N-S8	1/2	1/2

Relief Valves

SRVL
Low Pressure Relief Valve
SUPERLOK®



Part No.	Inlet Size	Outlet Size
NPT	Male	Female
SRVL-M4N-F4N	1/4	1/4
SRVL-M6N-F6N	3/8	3/8
SRVL-M8N-F8N	1/2	1/2
Tube	Tube	Tube
SRVL-S4	1/4	1/4
SRVL-S6M	6mm	6mm
SRVL-S8M	8mm	8mm
SRVL-S6	3/8	3/8
SRVL-S8	1/2	1/2
NPT to Tube	Male	Tube
SRVL-M8N-S8	1/2	1/2
SRVL-M8N-S12M	1/2	12mm

SRVH
High Pressure Relief Valve
SUPERLOK®



Part No.	Inlet Size	Outlet Size
NPT	Male	Female
SRVH-M4N-F4N	1/4	1/4
SRVH-M6N-F6N	3/8	3/8
SRVH-M8N-F8N	1/2	1/2
Tube	Tube	Tube
SRVH-S4	1/4	1/4
SRVH-S6M	6mm	6mm

SOCV - Continued

SRVH-S8M	8mm	8mm
SRVH-S6	3/8	3/8
SRVH-S8	1/2	1/2
NPT to Tube	Male	Tube
SRVH-M8N-S8	1/2	1/2
SRVH-M8N-S12M	1/2	12mm

Bleed Valves

SBLV
Bleed Valve
SUPERLOK®



Part No.	Inlet Size	Outlet Size
Tube	Tube	Tube
SBLV-M2N	1/8	1/8
SBLV-M4N	1/4	1/4
SBLV-M6N	3/8	3/8
SBLV-M8N	1/2	1/2
SBLV-M12N	3/4	3/4



ADDITIONAL SERIES

Mako provides more than just tube fittings and valves. Whether it be simple things like tubing, tube benders, and clamps, or something more specialized like our Ultra High Purity line of fittings and valves, Mako Products has the parts you need for your system.

If you don't see the specific part that you're looking for in this section, feel free to call us at (844)-200-MAKO (6256). We would love to help you find that perfect part.



Purge Valves

Features:

- 4,000 PSI Rated
- Valve Cap is Captive to the Body
- Tee, Elbow, Union, and Straight Types Available
- Compact Design

Connection Sizes:

- 1/8"-1/2" NPT
- 1/8"-1/2" Tube
- 6MM-8MM Tube



Key Lock Ball Valves

Features:

- 1,000-6,000 PSI Rated
- Locking Handle
- Compact Design
- Low Operating Torque

Connection Sizes:

- 1/8"-1/2" NPT
- 1/8"-1" Tube
- 6MM-16MM Tube




Manifold Valves

Features:

- 6,000 PSI Rated
- 2,3, and 5 Valve Config.
- Remote Mountable
- Single or Dual Flange

Connection Sizes:

- 1/2" NPT



H-P Needle Valves

Features:

- Up to 60,000 PSI Rated
- Two/Three Way Options
- Multi-Layer Teflon Packing with Nylon Back-up

Connection Sizes:

- 1/4"-1" High-Pressure



Additional Series



Toggle Valves

- Features:**
- Up to 300 PSI
 - Panel Mountable
 - Fast Actuation

- Connection Sizes:**
- 1/8" - 3/8" NPT
 - 1/8" - 1/2" Tube
 - 3MM - 12MM Tube
 - Combinations



Cryogenic Valves

- Features:**
- Extended Bonnets
 - Cavity Pressure Relief
 - Locking Devices
 - Actuation Ready

- Connection Sizes:**
- 1/2" - 14"
 - Butt Weld, Socket Weld, Threaded, Flanged, or Combinations



Push-on Hose Barb

- Features:**
- Easy Assembly
 - Rubber Finishing Cap
 - Stainless or Brass
 - Available Hose ID 1/4" - 3/4"

- Connection Sizes:**
- 1/4" - 3/4" NPT
 - 1/4" - 3/4" Tube
 - 1/4" - 3/4" Hose



Block & Bleed

- Features:**
- One-Piece Forged Flange
 - Fire Safe
 - Locking and Anti-Tamper Device Options
 - 1/2" NPT Bleed

- Connection Sizes:**
- 1/2 - 1" NPT
 - 1/2" - 16" Flange



Quick Connectors

- Features:**
- Full Flow or Auto Close on Disconnect Available
 - Easy Push/Pull Operation
 - Tool Free Design

- Connection Sizes:**
- 1/8" - 1" NPT
 - 1/8" - 1" Tube
 - 1/8" - 1" ISO Parallel



Tubing Benders

- Features:**
- Patented Rotolok Design
 - Comfortable Rubber Coated Handles
 - Easy to Read Dial For Precision Angles
 - Worm Gear Style Option
 - Hand held or bench mount units available



H-P Fittings

- Features:**
- Up to 60,000 PSI Rated
 - Coned & Threaded Connection
 - Manufactured from Cold Worked 316 Stainless

- Connection Sizes:**
- 1/4" - 1" MP
 - 1/8" - 1" HP



Tubing

- Features:**
- Seamless or Welded
 - Available in Coils, Braided Flex hose, or Sticks

- Connection Sizes:**
- 1/16" - 2" Stick
 - 1/4" - 1/2" Coil
 - 3/8 Flex

UHP Valves



Features:

- All UHP Valves are Cleaned to be sanitary and Residue Free
- Pneumatic Operation Available
- Valves Are Individually Packed and Sealed

Connection Sizes:

- 1/4"-4"
- Weld or BVC

UHP Fittings



Features:

- All UHP Fittings are Cleaned to be sanitary and Residue Free
- Double Melt
- Fittings Are Individually Packed and Sealed
- Electropolish Available

Connection Sizes:

- 1/4"-4"
- Weld, BVC, NPT, and ISO

37° Flared Fittings



Features:

- Smallest Seal Area
- Extra Tubing Support
- Increased Clamping Force
- Reduced Chance of Twisting Tubing

Connection Sizes:

- 1/8" - 2" Tubing
- 1/8" - 2" NPT
- 5/16" - 2-1/2" Unified Screw

DIN Fittings



Features:

- Bites Into Tubing for Higher Pressure Unions
- Ferrule Designed With Dual Cutting Edges
- Suitable for Low or High Pressure

Connection Sizes:

- 4MM-38MM Tube
- 1/8"-1/2" Tube
- 6MM-12MM Tube

Micron Filters



Features:

- Up to 6,000 PSI Rated
- In-line or Tee Options
- Replaceable Sintered Filter Elements

Connection Sizes:

- 1/8"-1/2" NPT
- 1/4"-1/2" Tube

JIS Fittings



Features:

- Designed for Medium to Heavy Wall Tubing
- Bites Into Tubing for a Strong Union

Connection Sizes:

- 4MM-50MM Tube
- 1/8"-1-1/2" Tapered and Parallel Thread

Gang Clamps



Features:

- 304L Stainless Steel
- Optional Backing Plates for Multi-line Tubing Clamps

Connection Sizes:

- For 1/4"-1" Tubes
- 1-12 Line Options



Certifications: Superlok, BMT Co. & Mako Products

SUPERLOK QUALITY CERTIFICATIONS

Division	Products	Cert No.	Certifying Agency
Fittings & Valves	Bite Type Fittings for DIN2353	16/40011(E2)	Lloyd's Register CoT Approval
	Superlok Tube Fittings	P-15269	DNV Cert. of Type Approval
	Bite Type Fittings for DIN2353	P15188	DNV Cert. of Type Approval
	SAE 37° Flared Tube Fittings	TAP00000FH	DNV Cert. of Type Approval
	Superlok & Bite Type (JIS & KS)	TA12682M	NK Cert. of Type Approval
	Superlok & Bite Type (JIS B2351)	15/40079	Lloyd's Register CoT Approval
	Superlok SAE J518 Flanged BV	15/40088	Lloyd's Register CoT Approval
	Superlok Tube Fittings	KR110-B0-102116	TUV NORD Cert. of Conformity
	Superlok Tube Fittings and Valves	CRN# 0C11456.2	ABSA / Canadian Registration #s
	Superlok Tube Fittings	e4*79/2009*406?2010*0001*00	RDW (EC Type-Approval Cert)
	Superlok Trunnion Ball Valve	E4-110R-000308-00	TUV NORD Approval
	Superlok High Pressure Ball Valve	E4-110R-000307-00	TUV NORD Approval
	Superlok HP Check Valve	E4-110R-000309-00	TUV NORD Approval
	Superlok Micron Tee Filter	E4-110R000311-00	TUV NORD Approval
	Superlok Tube Fittings	K051-A0-0109-2002	TUV NORD Inspection Report
	Superlok DBB Valve	B-50/2016-0023/0009-1	SGS Fire Test Certificate
	Superlok Tube Fittings	18-HS1727522-PDA	ABS Cert. of Design Assessment
	Superlok Tube Fittings and Valves	RDWC-A1B-03	RDW Compliance Statement
	Superlok Tube & Bite Type Fittings	20040/C0 BV	Bureau Veritas Type Approval Cert

SUPERLOK MANUFACTURING CERTIFICATIONS

Type	Issuing Body	Scope	Cert No.
ISO 9001	HSB	Design & MFG. of Valves & Fittings	Q 379
ISO 1400	Int'l Technology Quality Assurance	Design & MFG. of Valves & Fittings	17-E-072-01
OHSAS 18001	Int'l Technology Quality Assurance	Design & MFG. of Valves & Fittings	1-OH-0027-01
KEPIC-MN	KEPIC	Purchase, Const., Fab. & Mfg.	MN-288
API-6D	API	Using Official API Monogram	6D-0699
PED MODULE H	HSB	Design & MFG. of Valves & Fittings	HSB UK-16-06-019
ASME-N	ASME	Class 1, 2, 3, & MC Fabrication	N-3409
ASME-NPT	ASME	Class 1, 2, 3, & MC Fabrication	N-3410
ASME-NS	ASME	Class 1, 2, 3, & MC Fabrication	N-3411
BV MODE II SCHEME 2007/35/EC	BV	Recognition for BV Mode II Scheme	SMS.W.II/69625/C.0
AEO	RDW	Conformity of Production	RDWC-A1B-02
	KCS	Authorized Economic Operator	KRAE03115093



Return Policy & Disclaimer

ATTENTION: Please read carefully before using our products.

Consumers must abide by the specific installation guides and operation procedures with this equipment or they will not be considered replaceable.

WARRANTIES

Mako Products, LLC

All products distributed from Mako Products, LLC are guaranteed to be free from manufacturing defects for a period of one year from the date of shipment. If the product is determined to be defective within that period, the product will be replaced at no charge to the buyer if it falls under one or more of these specific conditions: (1) product failure was a result of a manufacturing defect and not damaged from an accident, alteration, misuse, abuse or contact with corrosive fluids, (2) the product was installed with proper care and operating practices, (3) proper notice and description of defective product was recorded to Mako Products, LLC before the product was shipped back from the buyer. Shipping expenses should not be assumed until verification and authorization have been granted from Mako Products, LLC.

Superlok, BMT Co.

BMT warrants that Superlok tube fittings shall be free from defects in material and workmanship for the life of the product. The purchaser's solution shall be limited to replacement and installation of any parts that fail through a defect in material or workmanship.

Superlok tube fittings are manufactured to be 100% interchangeable with other tube fittings currently on the market. Superlok fully warrants the compatibility of its fittings with other manufacturers, provided the same strict manufacturing practices and tolerances are held by those manufacturers.

RETURN POLICY

Mako Products, LLC

- 1. ERRORS:** Regarding administrative or shorthand work - all quotations, orders, confirmations, invoices and other documents are subject to correction.
- 2. RETURNS:** Before products are returned, the correct form of authorization must be recorded to Mako Products, LLC. Buyers must acquire acknowledgment that an RMA (Return Merchandise Authorization) was created for the items being returned with the precise quantity for maximum assurance of returned credit. Shipping expenses should not be assumed unless they are verified from Mako Products, LLC. For guidelines on free returns, refer to ERRORS. Customer specified items are deemed non-returnable.
- 3. RESTOCKING FEE:** Returned products from customers may be subject to a restocking fee of 20%.
- 4. TRANSIT DAMAGE:** Notification to Mako Products, LLC is required if loss, damage or shortage of products via carrier should occur. All claims should be made as soon as possible and no later than five days after receipt of shipment. Loss or damage to materials is the responsibility of the carrier.
- 5. CANCELLATION:** Any regular stock item on back order is considered free of cancellation fee if the buyer wishes to waive the item. For special manufactured items, the cancellation charges may be up to 100%.



OF ACCURATE VALVE ILLINOIS, USA WWW.ACCURATEVALVE.COM PH: 41 (708) 588 - 1433



"Come to me, all you who are weary and burdened, and I will give you rest." Matthew 11:28

Contact Mako Products

13823 Santa Fe Crossings Drive
Edmond, OK 73013

sales @ mako-products.net
Toll Free: 844-200-MAKO
Local: 405-509-2665

SuperlokWorld.com

Valve Series

- Ball Valves
- Integral Bonnet Needle Valves
- Union Bonnet Needle Valves
- Check Valves
- High Pressure Check Valves
- High Pressure Needle Valves
- Plug Valves
- Manifold Valves
- Double Block & Bleed Valves
- Swing-Out Ball Valves
- Toggle Valves
- Bleed & Purge Valves
- Quick Connectors
- High Pressure Ball Valves
- Hydraulic Ball Valves
- Trunnion Ball Valves
- Rising Plug Valves
- Relief Valves
- Cryogenic Needle Valves
- Cryogenic Ball Valves
- Micron In-Line Filters

Fitting Series

- Instrument Thread Fittings
- 37 Flared Tube Fittings
- O-Ring Face Seal Fittings
- Hose Connectors
- Push-On Hose Fittings
- DIN Fittings
- i-Fittings